

CCCM Camp Profiles, Central Rakhine, Myanmar

March 2024

Township

All

Camp Name

All

CMA

All

Monitoring Period

2024-Q1



Individuals

143,216

Households

24,709

Children

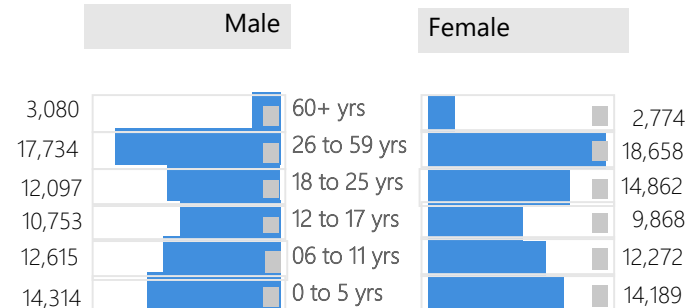
48%

Elderly

9%

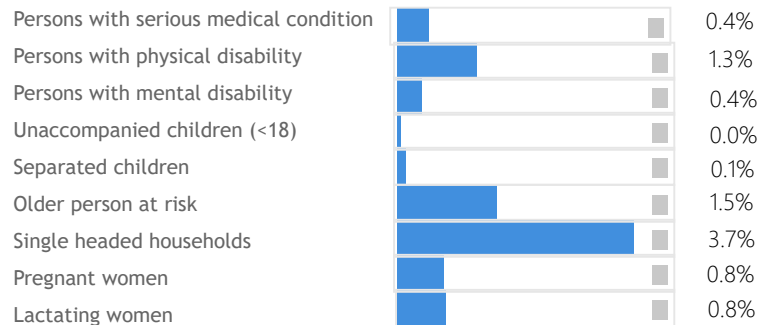
51% of IDPs are female

Age and sex breakdown



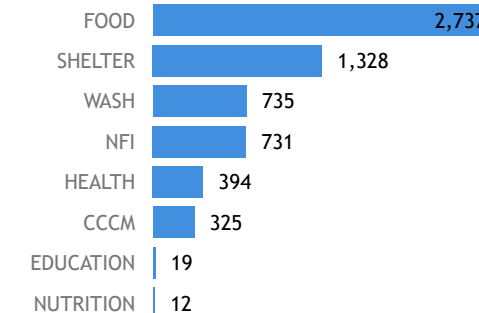
9% of individuals have been identified with a vulnerability

Persons with Specific Needs



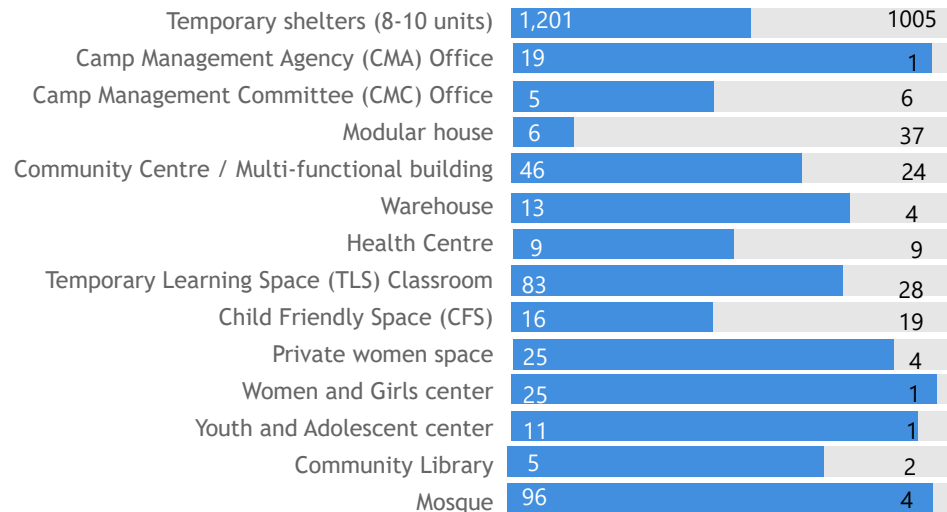
total number of complaints: 6,286

of complaints from IDPs by Sector

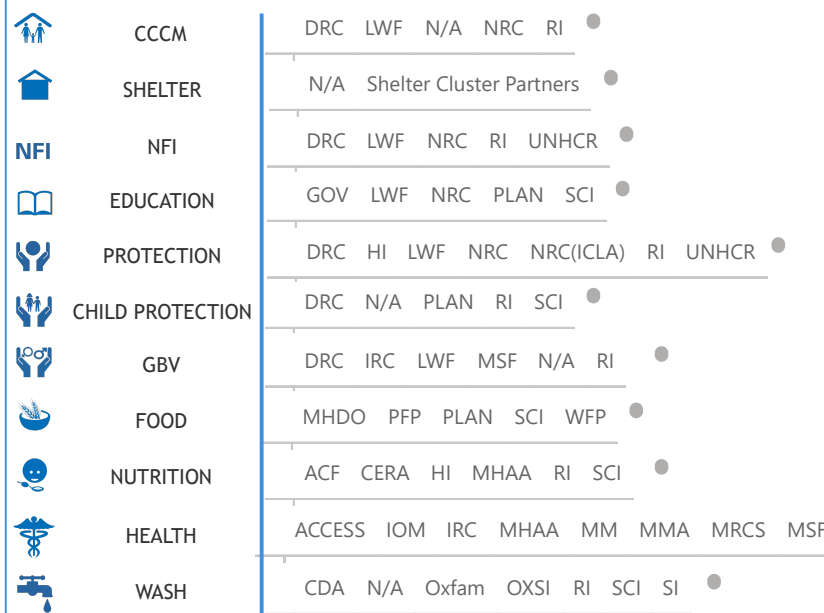


Status of community structures

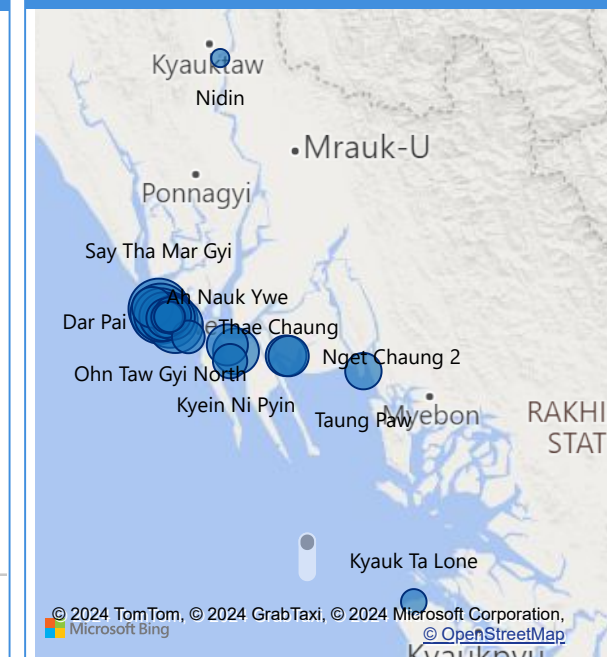
● # functional ● # non-functional



Overview of Service provision by Cluster/Sector



Camp location



CCCM Camp Profiles, Central Rakhine, Myanmar

March 2024

Township

All

Camp Name

All

CMA

All

Monitoring Period

2024-Q1



Camp Coordination & Camp Management



Shelter

NFI

Non-food Item

Township	IDP Site	# HHs	# IDPs	% Children	% Elderly	CMA	Average camp area per person (in square meters)	# of committees / community groups receiving trainings	Average # of recreational activities (past 3 mths)	% of shelter units with 6 persons or less	% of temporary shelters reconstructed or repaired within last 2 yrs	# of months since last NFI distribution
Kyaukpyu	Kyauk Ta Lone	376	1,136	35%	13%	Other	30 ●	0 ●	0 ●	0% ●	0% ●	0 ●
Kyauktaw	Nidin	117	630	0%	100%	Other	59 ●	0 ●	0 ●	0% ●	0% ●	0 ●
Myebon	Taung Paw	720	3,724	40%	5%	RI	15 ●	0 ●	0 ●	0% ●	0% ●	0 ●
Pauktaw	Ah Nauk Ywe	1,104	5,511	58%	2%	LWF	22 ●	6 ●	4 ●	59% ●	38% ●	5 ●
	Kyein Ni Pyin	1,552	7,781	59%	3%	DRC	31 ●	7 ●	0 ●	68% ●	0% ●	7 ●
	Nget Chaung 1	1,049	5,192	60%	3%	LWF	36 ●	6 ●	4 ●	71% ●	0% ●	24 ●
	Nget Chaung 2	1,059	5,334	60%	2%	LWF	6 ●	6 ●	4 ●	65% ●	29% ●	24 ●
	Sin Tet Maw	877	3,056	42%	5%	DRC	21 ●	5 ●	0 ●	79% ●	0% ●	29 ●
Sittwe	Basare	403	2,593	47%	4%	LWF	34 ●	6 ●	4 ●	72% ●	5% ●	10 ●
	Baw Du Pha 1	1,013	4,805	46%	3%	DRC	20 ●	9 ●	0 ●	85% ●	0% ●	1 ●
	Baw Du Pha 2	1,379	9,300	54%	3%	DRC	20 ●	10 ●	0 ●	49% ●	0% ●	12 ●
	Dar Pai	2,025	13,364	49%	4%	DRC	14 ●	7 ●	0 ●	51% ●	0% ●	0 ●
	Khaung Doke Khar 1	392	2,095	53%	4%	LWF	21 ●	6 ●	4 ●	57% ●	34% ●	8 ●
	Khaung Doke Khar 2	399	2,297	47%	3%	LWF	24 ●	6 ●	4 ●	78% ●	18% ●	1 ●
	Maw Ti Ngar	660	4,104	47%	5%	NRC	25 ●	8 ●	3 ●	60% ●	54% ●	7 ●
	Ohn Taw Chay	809	5,339	58%	2%	DRC	14 ●	7 ●	0 ●	42% ●	0% ●	21 ●
	Ohn Taw Gyi North	2,763	17,109	54%	4%	DRC	23 ●	8 ●	0 ●	62% ●	0% ●	4 ●
	Ohn Taw Gyi South	2,248	12,225	55%	3%	LWF	14 ●	6 ●	4 ●	73% ●	17% ●	28 ●
Say Tha Mar Gyi	2,698	17,402	53%	3%	DRC	12 ●	9 ●	0 ●	62% ●	0% ●	21 ●	
Thae Chaung	2,042	13,161	46%	5%	LWF	6 ●	6 ●	4 ●	71% ●	0% ●	8 ●	
Thet Kae Pyin	1,024	7,058	46%	5%	NRC	22 ●	8 ●	3 ●	50% ●	40% ●	29 ●	

CCCM Camp Profiles, Central Rakhine, Myanmar

March 2024

Township

All

Camp Name

All

CMA

All

Monitoring Period

2024-Q1



Protection



Child Protection



GBV



Education

Township	IDP Site	# HHs	# IDPs	% Children	% Elderly	CMA	Vulnerability (in %)	Presence of a complaints & feedback mechanisms	Presence of case management system (Not SGBV or CP)	# of children in need benefitting from PSS through CFS activities & adolescent programming	Presence of an on-site child protection service provider	Presence of an on-site GBV service provider	% of HHs reached by outreach workers	Presence of case management system	% of children in TLS who attend more than 75% of school days per month	Student-volunteer teacher ratio
Kyaukpyu	Kyauk Ta Lone	376	1,136	35%	13%	Other	20%	No ●	No ●	0 ●	No ●	No ●	0% ●	No ●	0% ●	0:1 ●
Kyauktaw	Nidin	117	630	0%	100%	Other	4%	No ●	No ●	0 ●	No ●	Yes ●	74% ●	Yes ●	0% ●	0:1 ●
Myebon	Taung Paw	720	3,724	40%	5%	RI	5%	Yes ●	Yes ●	735 ●	Yes ●	Yes ●	54% ●	Yes ●	0% ●	0:1 ●
Pauktaw	Sin Tet Maw	877	3,056	42%	5%	DRC	20%	Yes ●	Yes ●	71 ●	Yes ●	Yes ●	77% ●	Yes ●	75% ●	30:1 ●
	Nget Chaung 2	1,059	5,334	60%	2%	LWF	7%	Yes ●	No ●	215 ●	Yes ●	Yes ●	10% ●	Yes ●	80% ●	42:1 ●
	Nget Chaung 1	1,049	5,192	60%	3%	LWF	9%	Yes ●	Yes ●	298 ●	Yes ●	Yes ●	10% ●	Yes ●	87% ●	40:1 ●
	Kyein Ni Pyin	1,552	7,781	59%	3%	DRC	9%	Yes ●	Yes ●	236 ●	Yes ●	Yes ●	29% ●	Yes ●	50% ●	64:1 ●
	Ah Nauk Ywe	1,104	5,511	58%	2%	LWF	15%	Yes ●	No ●	377 ●	Yes ●	Yes ●	50% ●	Yes ●	80% ●	41:1 ●
Sittwe	Thet Kae Pyin	1,024	7,058	46%	5%	NRC	13%	Yes ●	Yes ●	197 ●	Yes ●	Yes ●	5% ●	Yes ●	55% ●	43:1 ●
	Thae Chaung	2,042	13,161	46%	5%	LWF	7%	Yes ●	Yes ●	0 ●	No ●	Yes ●	20% ●	No ●	88% ●	46:1 ●
	Say Tha Mar Gyi	2,698	17,402	53%	3%	DRC	7%	Yes ●	Yes ●	341 ●	Yes ●	Yes ●	13% ●	Yes ●	60% ●	49:1 ●
	Ohn Taw Gyi South	2,248	12,225	55%	3%	LWF	9%	Yes ●	No ●	125 ●	Yes ●	Yes ●	22% ●	No ●	87% ●	34:1 ●
	Ohn Taw Gyi North	2,763	17,109	54%	4%	DRC	10%	Yes ●	Yes ●	356 ●	Yes ●	Yes ●	23% ●	Yes ●	83% ●	37:1 ●
	Ohn Taw Chay	809	5,339	58%	2%	DRC	6%	Yes ●	Yes ●	272 ●	Yes ●	Yes ●	25% ●	Yes ●	65% ●	65:1 ●
	Maw Ti Ngar	660	4,104	47%	5%	NRC	22%	Yes ●	Yes ●	0 ●	Gap ●	Yes ●	13% ●	Yes ●	60% ●	100:1 ●
	Khaung Doke Khar 2	399	2,297	47%	3%	LWF	10%	Yes ●	No ●	149 ●	Yes ●	Yes ●	4% ●	No ●	65% ●	33:1 ●
	Khaung Doke Khar 1	392	2,095	53%	4%	LWF	10%	Yes ●	No ●	140 ●	Yes ●	Yes ●	4% ●	No ●	85% ●	24:1 ●
	Dar Pai	2,025	13,364	49%	4%	DRC	4%	Yes ●	Yes ●	177 ●	Yes ●	Yes ●	3% ●	Yes ●	80% ●	53:1 ●
Baw Du Pha 2	1,379	9,300	54%	3%	DRC	8%	Yes ●	Yes ●	139 ●	Yes ●	Yes ●	35% ●	Yes ●	60% ●	32:1 ●	
Baw Du Pha 1	1,013	4,805	46%	3%	DRC	10%	Yes ●	Yes ●	147 ●	Yes ●	Yes ●	20% ●	Yes ●	60% ●	43:1 ●	
Basare	403	2,593	47%	4%	LWF	11%	Yes ●	No ●	212 ●	Yes ●	Yes ●	4% ●	No ●	75% ●	53:1 ●	

CCCM Camp Profiles, Central Rakhine, Myanmar

March 2024

Township

All

Camp Name

All

CMA

All

Monitoring Period

2024-Q1



Food



Nutrition



Health



Water, Sanitation & Hygiene

Township	IDP Site	# HHs	# IDPs	CMA	% of beneficiaries with access to food aid in the previous 3 months	Female participation on Food Management Committee (FMC)	Coverage (in %) of Severe Acute Malnutrition (SAM) program	Coverage (in %) of Moderate Acute Malnutrition (MAM) program	# of days per week of open clinic	# of hours per day of open clinic	# of patients assisted	Presence of medical doctor	# of people per functioning latrine	Liters per person per day (estimate)	% of HHs receiving WASH consumables for last month	Frequency of solid waste disposal
Kyaukpyu	Kyauk Ta Lone	376	1,136	Other	97% ●	No ●	100% ●	100% ●	0 ●	0 ●	0	No ●	11 ●	>15 liters ●	100% ●	<= weekly ●
Kyauktaw	Nidin	117	630	Other	0% ●	No ●	100% ●	100% ●	0 ●	0 ●	0	No ●	0 ●	>15 liters ●	0% ●	> 2 weeks ●
Myebon	Taung Paw	720	3,724	RI	80% ●	No ●	100% ●	100% ●	2 ●	3 ●	90	No ●	6 ●	>15 liters ●	0% ●	1-2 weeks ●
Pauktaw	Ah Nauk Ywe	1,104	5,511	LWF	100% ●	Yes ●	100% ●	100% ●	0 ●	0 ●	0	No ●	0 ●	<7.5 liters ●	0% ●	<= weekly ●
	Kyein Ni Pyin	1,552	7,781	DRC	68% ●	Yes ●	100% ●	100% ●	0 ●	0 ●	0	No ●	0 ●	<7.5 liters ●	0% ●	<= weekly ●
	Nget Chaung 1	1,049	5,192	LWF	100% ●	No ●	100% ●	100% ●	0 ●	0 ●	0	No ●	0 ●	<7.5 liters ●	0% ●	<= weekly ●
	Nget Chaung 2	1,059	5,334	LWF	96% ●	Yes ●	100% ●	100% ●	0 ●	0 ●	0	No ●	0 ●	<7.5 liters ●	0% ●	<= weekly ●
Sittwe	Sin Tet Maw	877	3,056	DRC	88% ●	Yes ●	100% ●	100% ●	0 ●	0 ●	0	No ●	9 ●	>15 liters ●	92% ●	> 2 weeks ●
Sittwe	Basare	403	2,593	LWF	100% ●	Yes ●	100% ●	100% ●	2 ●	3 ●	60	No ●	37 ●	<7.5 liters ●	0% ●	<= weekly ●
	Baw Du Pha 1	1,013	4,805	DRC	100% ●	Yes ●	100% ●	100% ●	0 ●	0 ●	0	No ●	57 ●	>7.5 < 15 liters ●	0% ●	<= weekly ●
	Baw Du Pha 2	1,379	9,300	DRC	100% ●	Yes ●	100% ●	100% ●	0 ●	0 ●	0	No ●	93 ●	>7.5 < 15 liters ●	0% ●	<= weekly ●
	Dar Pai	2,025	13,364	DRC	100% ●	Yes ●	100% ●	100% ●	0 ●	0 ●	0	No ●	64 ●	>7.5 < 15 liters ●	0% ●	<= weekly ●
	Khaung Doke Khar 1	392	2,095	LWF	100% ●	Yes ●	100% ●	100% ●	0 ●	0 ●	0	No ●	22 ●	>15 liters ●	100% ●	<= weekly ●
	Khaung Doke Khar 2	399	2,297	LWF	98% ●	Yes ●	100% ●	100% ●	2 ●	6 ●	0	No ●	44 ●	<7.5 liters ●	0% ●	<= weekly ●
	Maw Ti Ngar	660	4,104	NRC	92% ●	No ●	100% ●	100% ●	1 ●	6 ●	0	No ●	127 ●	>15 liters ●	99% ●	<= weekly ●
	Ohn Taw Chay	809	5,339	DRC	66% ●	No ●	100% ●	100% ●	2 ●	5 ●	0	No ●	71 ●	>15 liters ●	98% ●	<= weekly ●
	Ohn Taw Gyi North	2,763	17,109	DRC	72% ●	Yes ●	100% ●	100% ●	0 ●	0 ●	0	No ●	66 ●	>15 liters ●	100% ●	<= weekly ●
	Ohn Taw Gyi South	2,248	12,225	LWF	100% ●	Yes ●	100% ●	100% ●	0 ●	0 ●	0	No ●	28 ●	>15 liters ●	0% ●	> 2 weeks ●
Say Tha Mar Gyi	2,698	17,402	DRC	90% ●	No ●	100% ●	100% ●	2 ●	5 ●	0	Yes ●	80 ●	>15 liters ●	100% ●	<= weekly ●	
Thae Chaung	2,042	13,161	LWF	100% ●	Yes ●	100% ●	100% ●	0 ●	0 ●	0	No ●	146 ●	<7.5 liters ●	0% ●	<= weekly ●	
Thet Kae Pyin	1,024	7,058	NRC	85% ●	No ●	100% ●	100% ●	7 ●	8 ●	0	No ●	22 ●	>7.5 < 15 liters ●	98% ●	<= weekly ●	