

ROHINGYA REFUGEE CRISIS

BI-WEEKLY SNAPSHOT - 17 DEC 2017

Since 25 August, more than 655,000 Rohingya refugees have fled violence in Myanmar and crossed into Cox's Bazar, Bangladesh. Not only has the pace of new arrivals made this the fastest growing refugee crisis, the concentration of refugees in Cox's Bazar is now amongst the densest in the world.

Key numbers

212,000

Rohingya estimated to be in Cox's Bazar before the August influx

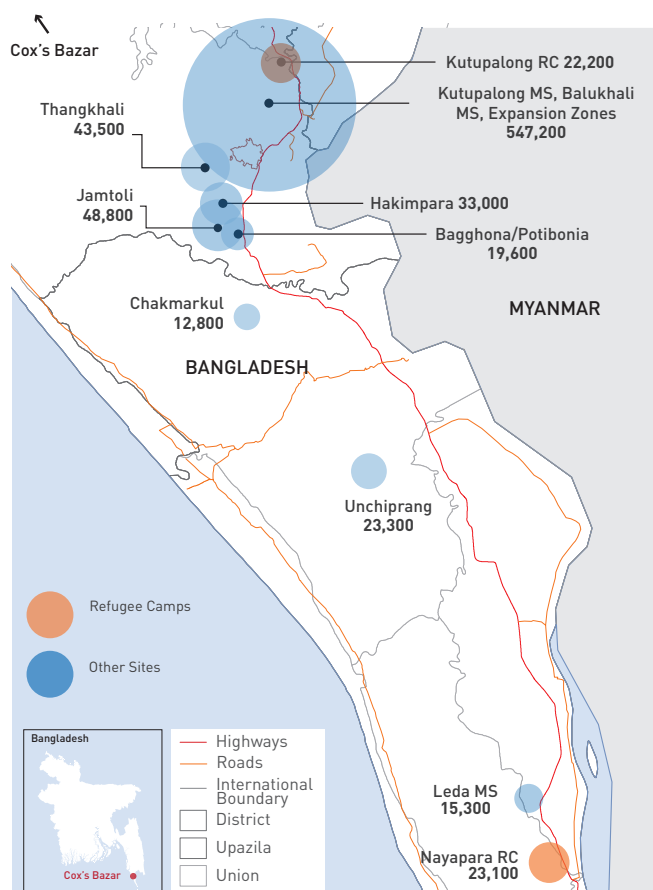
655,000

New arrivals
as of 17 December 2017

867,000

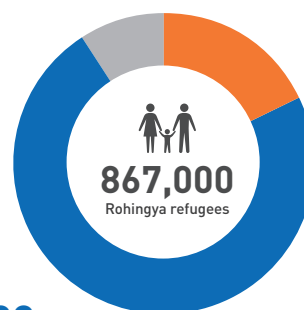
Total number of Rohingya refugees
estimated to be in Cox's Bazar.

Site locations and population



78,000

refugees in host
communities



156,000

refugees in makeshift
settlements and camps

633,000

refugees in new spontaneous sites

Refugees in host communities

	Prior to Aug Influx	Aug 25 Influx	Total population
Cox's Bazar Sadar	12,485	-3,300	9,185
Ramu	1,600	304	1,904
Teknaf	42,870	20,910	63,780
Ukhia	8,125	-4,360	3,765
Naikhongchhari (Bandarbhari)	-	-	-

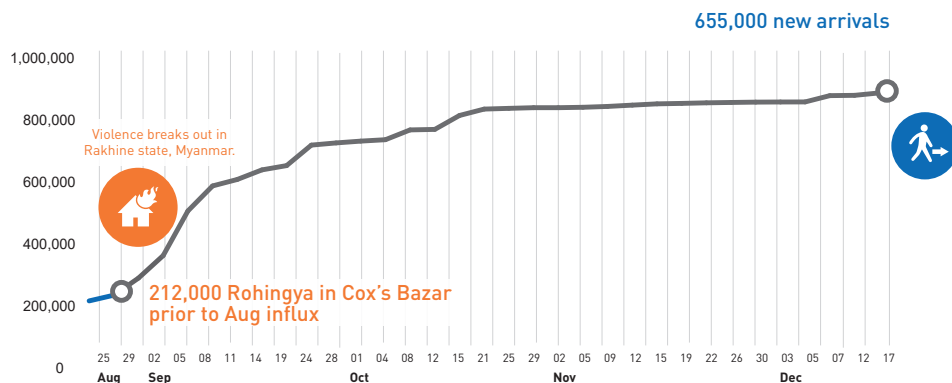
Refugee total population timeline - 25 Aug to present



RAKHINE, MYANMAR

25 August 2017

On 25 August insurgents attacked army and police posts in Rakhine, resulting in violence, mass displacement of civilians and the suspension of most aid activities. Since then, more than 655,000 refugees have fled into Bangladesh.



Humanitarian response (since 25 August)



229,000

households have received emergency shelter kits.



737,000

refugees reached with some form of food assistance.



14,000

children under 15 vaccinated against Diphtheria since 12 December



641,000

refugees reached with immediate WASH assistance.



94,000

children received support in 325 different Child Friendly Spaces (CFS).



18,000

children with severe acute malnutrition identified and admitted to therapeutic feeding centres



58,500

children are receiving early learning and non-formal basic education.



600,000

individuals have access to site management services.



85

humanitarian partners present in the response.

The numbers in perspective

WASHINGTON D.C.

681,000 est.
population



177 km²

REFUGEE INFLUX

655,000
population



18 km²

The current scale of the influx is almost equivalent to the entire population of Washington fleeing their homes without food, water or shelter. And then settling in an area less than 10% the size of where they came from.

Funding (US\$ millions)

UN CENTRAL EMERGENCY RESPONSE FUND (CERF)

7M CERF allocation Sep 2017

12M CERF allocation Oct 2017

19M

total CERF
allocated in 2017

HUMANITARIAN RESPONSE PLAN 2017

434M

requested in the Humanitarian
Response Plan 2017

37%

funded (FTS as of
03 December)