

Market Analysis Unit

CWG Meeting

Jan. 17, 2024



What I'll cover today...

1. MAU MPRs – 5 Regions (collected Dec. 27-30)
2. Upcoming Reports

NOTES

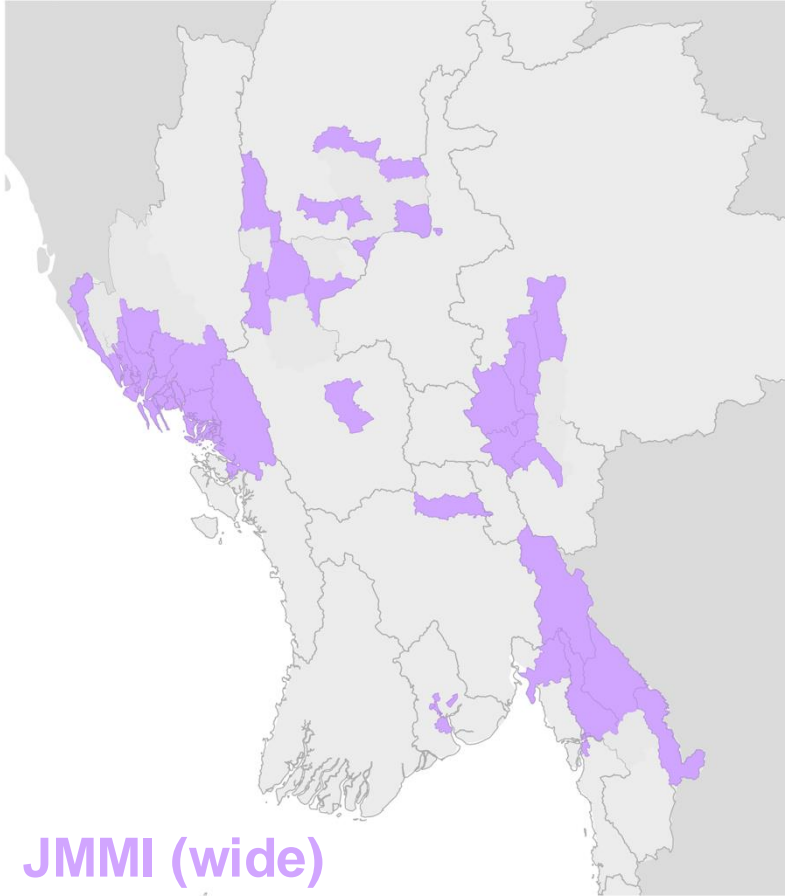
**Nov/Dec. JMMI data not yet available*

**Dec. MAU RMA data not yet available*

**Dec. MPR data are preliminary*

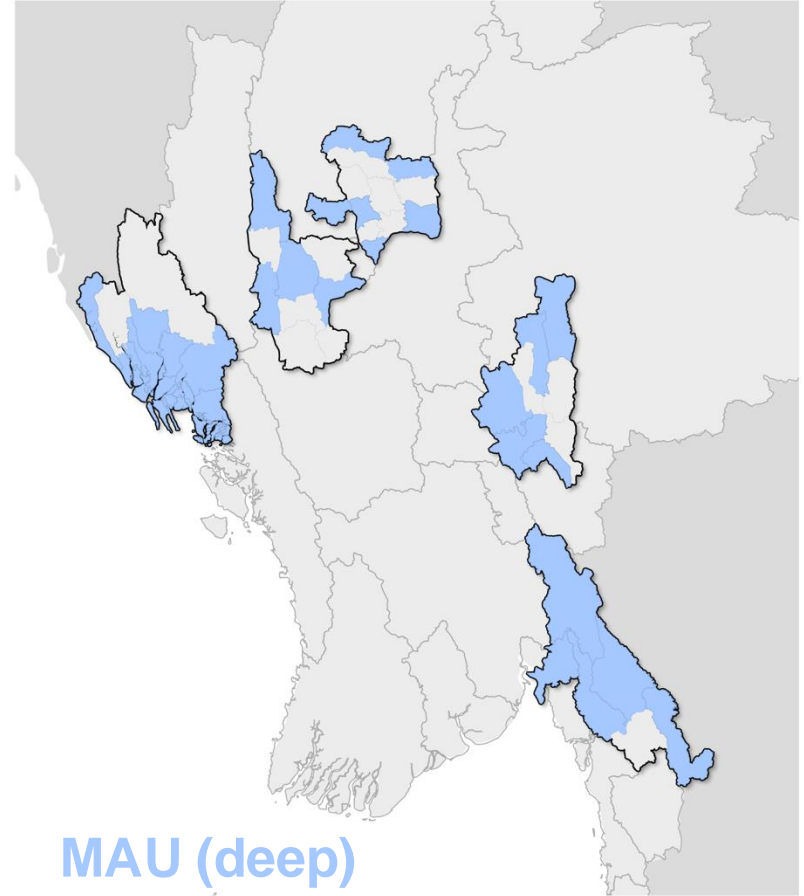
Framework

Deep and Wide Approaches



JMMI (wide)

- Wider comparison of more townships
- Focus on broad coverage
- Rough “national” estimate



MAU (deep)

- Deeper look at conflict-affected areas
- More focus on market/conflict regions than administrative regions

MPR - Southern Sagaing Region

What's the overall picture this month?

Change in Median Township Baskets (1mo)

Previous month: **5%**
Current month: **-1%**

How have prices moved in past year?

Change in Median Township Baskets (12mo)

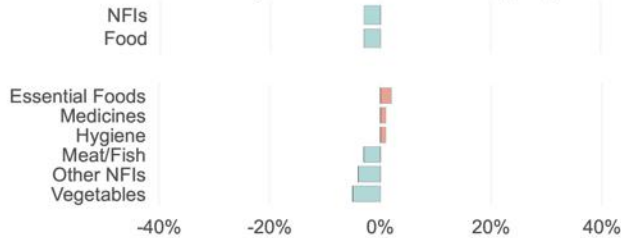
Previous month: **55%**
Current month: **57%**

Which townships are drivers this month?

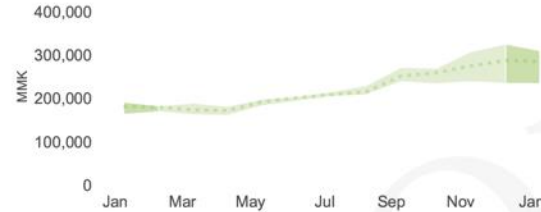


Which categories are drivers this month?

Change in Mean Sub-basket Price (1mo)

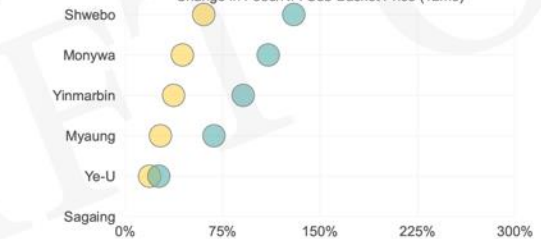


Total Basket Price (Median Township and Range)

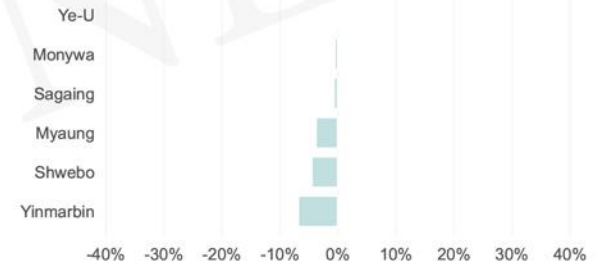


Which categories were drivers in past year?

Change in Food/NFI Sub-Basket Price (12mo)

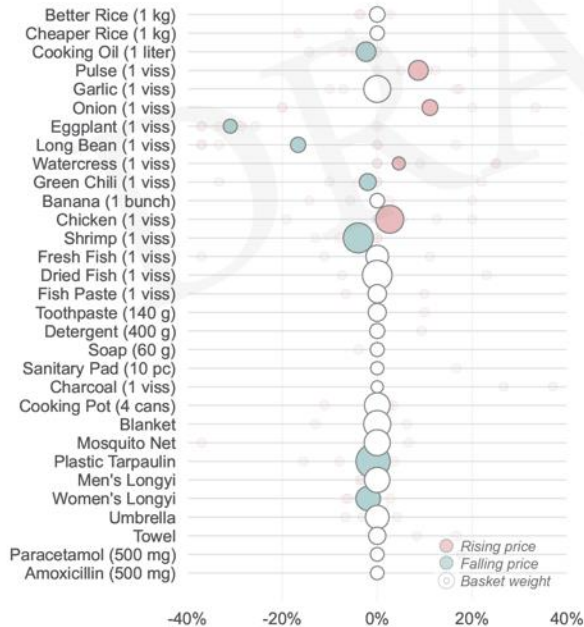


Change in Total Basket Price (1mo)



Which categories are drivers this month?

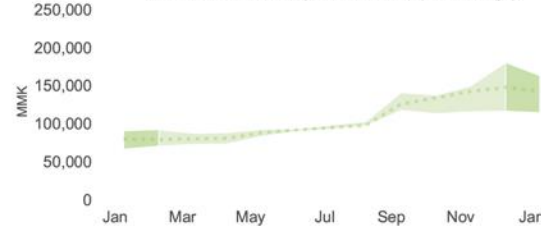
Median Percent Change in Price (1mo)



Food Sub-basket Price (Median Township and Range)

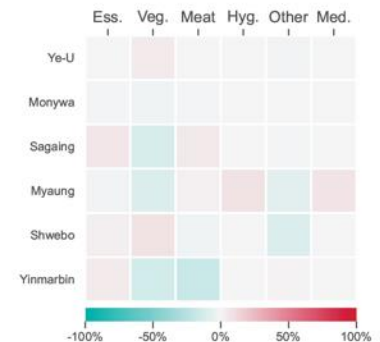


NFI Sub-basket Price (Median Township and Range)



Which categories drove townships this month?

Change in Sub-Basket Price (1mo)



MPR - Northern Magway Region

What's the overall picture this month?

Change in Median Township Baskets (1mo)

Previous month: **-0%**
Current month: **-2%**

How have prices moved in past year?

Change in Median Township Baskets (12mo)

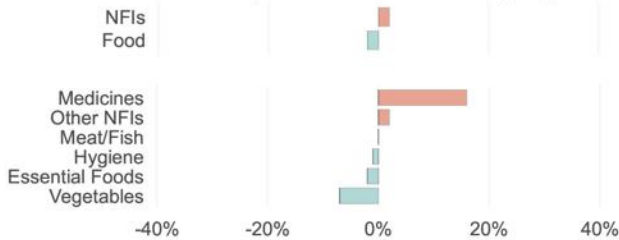
Previous month: **-0%**
Current month: **-2%**

Which townships are drivers this month?



Which categories are drivers this month?

Change in Mean Sub-basket Price (1mo)



Total Basket Price (Median Township and Range)

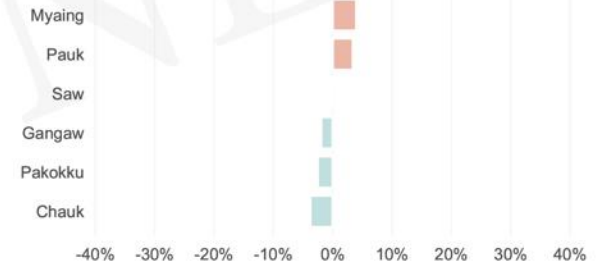


Which categories were drivers in past year?

Change in Food/NFI Sub-Basket Price (12mo)

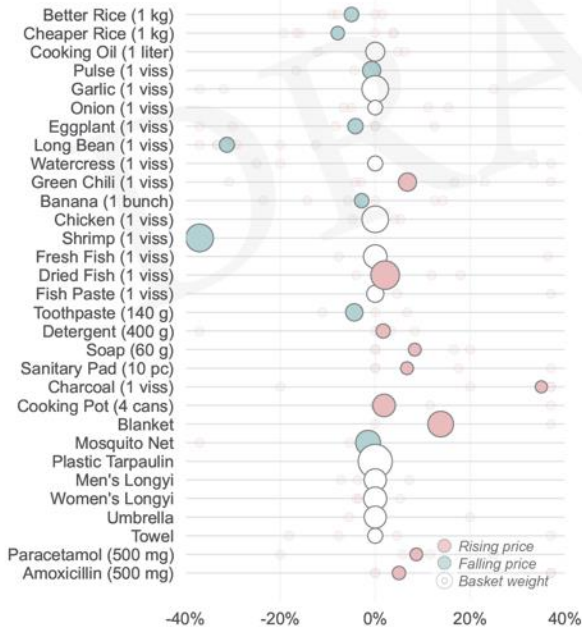


Change in Total Basket Price (1mo)



Which categories are drivers this month?

Median Percent Change in Price (1mo)

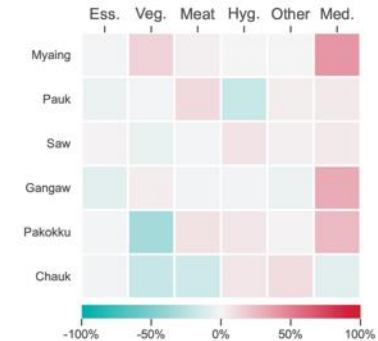


Food Sub-basket Price (Median Township and Range)



Which categories drove townships this month?

Change in Sub-Basket Price (1mo)



MPR - Southern Shan State

What's the overall picture this month?

Change in Median Township Baskets (1mo)

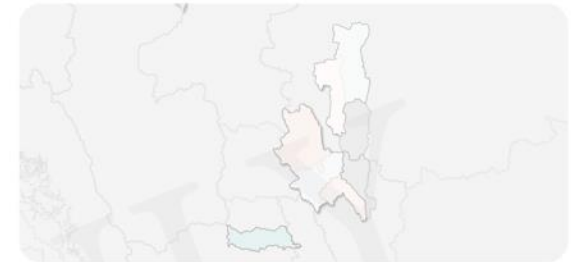
Previous month: **5%**
Current month: **-1%**

How have prices moved in past year?

Change in Median Township Baskets (12mo)

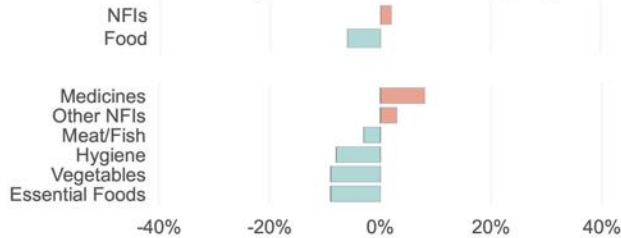
Previous month: **59%**
Current month: **59%**

Which which townships are drivers this month?

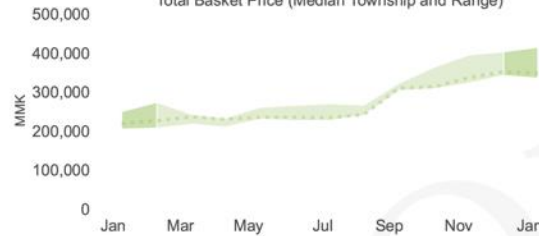


Which categories are drivers this month?

Change in Mean Sub-basket Price (1mo)

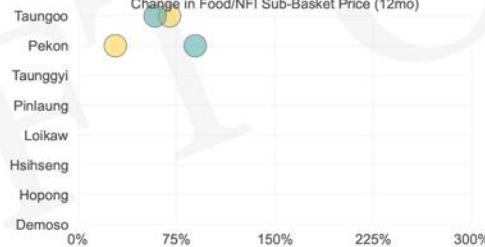


Total Basket Price (Median Township and Range)



Which categories were drivers in past year?

Change in Food/NFI Sub-Basket Price (12mo)

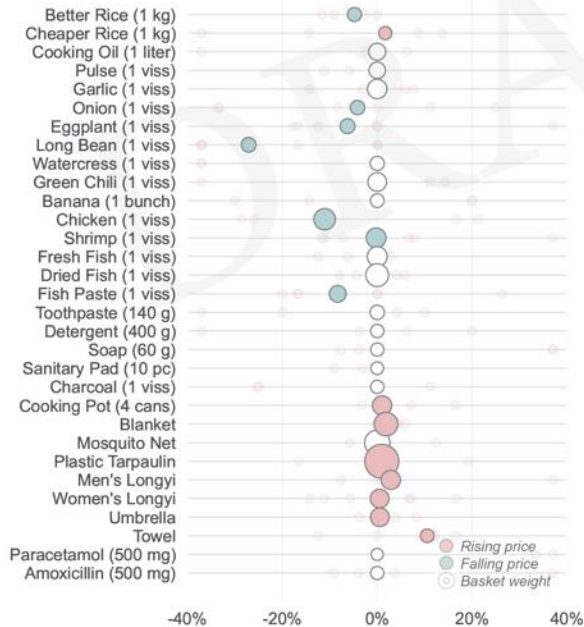


Change in Total Basket Price (1mo)



Which categories are drivers this month?

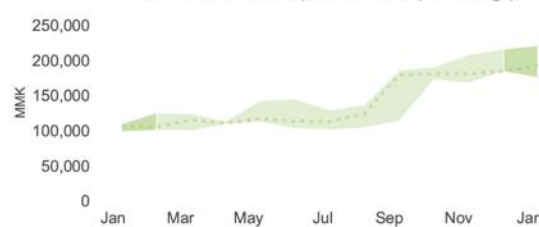
Median Percent Change in Price (1mo)



Food Sub-basket Price (Median Township and Range)

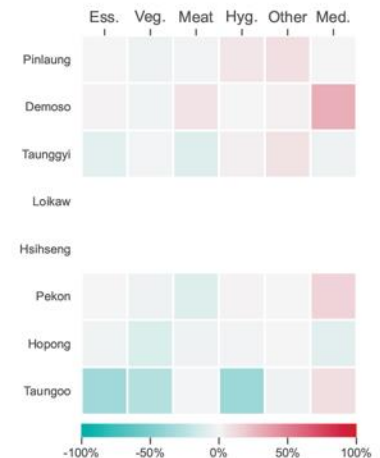


NFI Sub-basket Price (Median Township and Range)



Which categories drove townships this month?

Change in Sub-Basket Price (1mo)



MPR - Karen/Kayin State

What's the overall picture this month?

Change in Median Township Baskets (1mo)

Previous month: **3%**
Current month: **-1%**

How have prices moved in past year?

Change in Median Township Baskets (12mo)

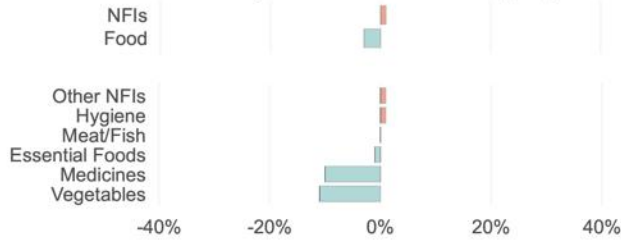
Previous month: **74%**
Current month: **83%**

Which which townships are drivers this month?



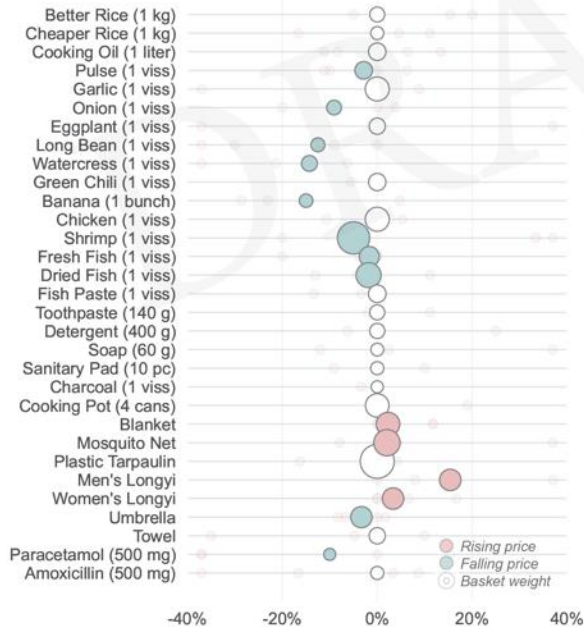
Which categories are drivers this month?

Change in Mean Sub-basket Price (1mo)

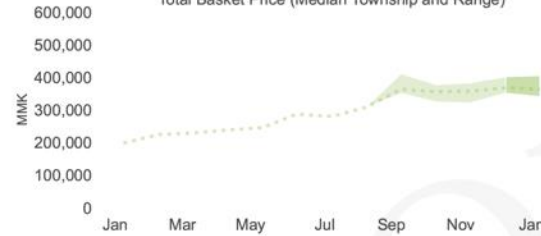


Which categories are drivers this month?

Median Percent Change in Price (1mo)

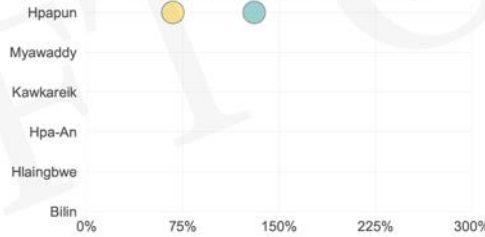


Total Basket Price (Median Township and Range)

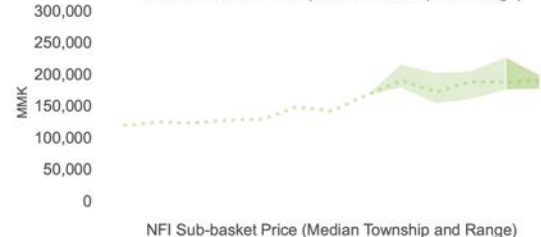


Which categories were drivers in past year?

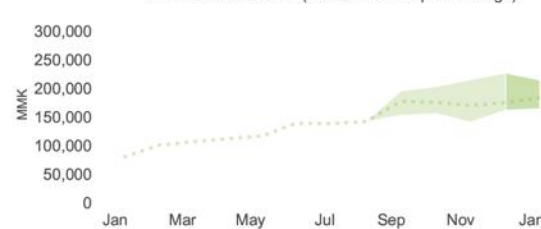
Change in Food/NFI Sub-Basket Price (12mo)



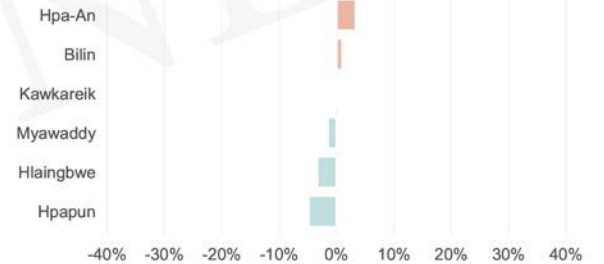
Food Sub-basket Price (Median Township and Range)



NFI Sub-basket Price (Median Township and Range)

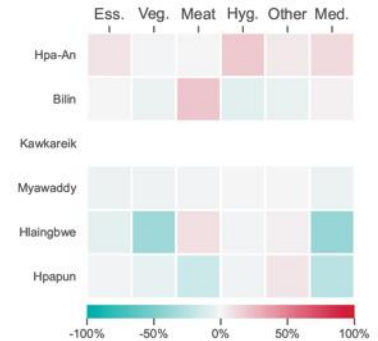


Change in Total Basket Price (1mo)



Which categories drove townships this month?

Change in Sub-Basket Price (1mo)



MPR & RMA - Publications



Forthcoming Publications

Market Price Reports (MPRs):

- **Rakhine** Next two weeks
- **S. Shan** Next two weeks
- **Kayin** Next two weeks
- **Sagaing** Next two weeks
- **Magway** Next two weeks

Rapid Market Assessments (RMAs):

- **Rakhine** Late-Jan / Early-Feb
- **S. Shan** Late-Jan / Early-Feb
- **Kayin** Late-Jan / Early-Feb
- **Sagaing** Late-Jan / Early-Feb
- **Magway** Late-Jan / Early-Feb

JMMI - Publications

Forthcoming Publications

JMMI Dashboard 1.0

- By end of January

JMMI Monthly Report (Nov. or Dec. data)

- Early-February

Additional Products

- Quarterly market functionality report

Thank You!

<https://themimu.info/market-analysis-unit>