





CAMP PROFILING REPORT - ROUND 8

Kachin & Northern Shan States, MYANMAR (Sep - Oct 2018)

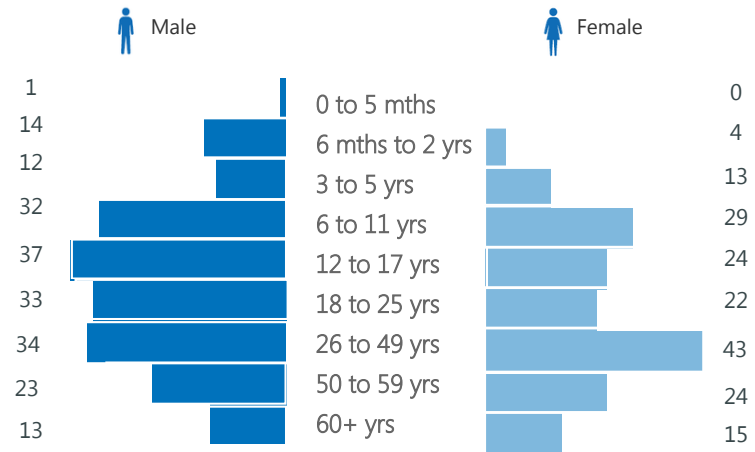
| IDP Camp/Site | Township | State |
|-----------------------------------|-----------|-----------------|
| Nam Hkam - Nay Win Ni (Palawng) ▾ | Namhkan ▾ | Northern_Shan ▾ |

| | | CAMP MANAGEMENT GEOGRAPHICAL DATA | | ACCESS TO FACILITIES | | | | | |
|--|---|-----------------------------------|-------------|----------------------|-------------|------------------|-------------|--|---------|
|  |  | Responsible Agency | KBC | Regular market | 1 mile(s) | Fire Station | 0.6 mile(s) | Electricity from grid | In camp |
| People | Household | Camp Manager | U Lay Maung | Drinking water point | In camp | Police Station | 1 mile(s) | Electricity/solar panels for the whole night | Yes |
| 373 | 76 | Contact Number | 09403739539 | Health facility | In camp | Desludging | No Info | <div>PERSONS WITH SPECIFIC NEEDS</div> <div>50</div> <div>Top 2 Categories:</div> <div>Single headed households; Lactating Women</div> | |
|  |  | Year of Establishment | 2013 | Pre-school/Nursery | 0.1 mile(s) | Waste Management | In camp | | |
| Female | Male | State/Region | Shan_North | Primary school | 1 mile(s) | Water source | In camp | | |
| 174 | 199 | Township | Namhkan | Middle school | 1 mile(s) | Place of worship | In camp | | |
| | | Village Tract/Town | Nawng Hkam | High school | 1 mile(s) | | | | |
| | | Village/Ward | Nawng Hkam | | | | | | |








The camp profiling is biannual exercise promoted, coordinated and delivered by the Shelter/NFI/CCCM led by UNHCR. Sources of information include CCCM focal points, camp managers, camp committee members/leaders and IDP camp residents. A total of 145 camps/camp like settings (out of 171 IDP locations) have been profiled. The main objective of the profile is to provide an updated overview of the situation in camps hosting IDPs, including disaggregated population estimates.

Note: This report should be read in conjunction with the sector specific reports

DEMOGRAPHIC DATA



Camp Pcode - MMR015CMP004

| Overview of Services Delivery | | | | | |
|--|--|---------------------------|---|--|--|
|  CCCM | HHs | Inds |  Protection |  Health | |
| | Newly arrived IDPs to camps in last 6 mths | 0 | | Accessible functioning health facility: Yes ● | |
| | Departures from camp in last 6 mths | 0 | | Nearest accessible functioning health facility: Township Hospital ● | |
| | Complaints/ Feedback mechanism in place | Yes ● | | Regularly available health services: Health awareness raising, Patient referral, Nutrition Screening, Primary Health Care, Immunization, GBV related health care, Reproductive health care ● | |
|  Education | CMC currently functioning | Yes ● |  Shelter/NFI |  Livelihood | |
| | Number of CMC members | Male Female | | | |
| | Total | 14 | 5 | | |
|  Food | IDP members | 11 | 3 | # of Households need shelter 0 | |
| | Total members oriented on CCCM | 1 | 1 | # of Collective shelters 0 | |
| | Pre-school | 0 | 0 | # of Emergency/Makeshift 0 | |
| | Primary - TLS | 0 | 0 | # of Temporary Shelter 78 | |
| Contacts | Middle | 20 | 25 | Main type of kitchen(s) Communal | |
| | High | 2 | 1 | Proper food storage facility No ● | |
| | | | | Food/Cash Management Committee in camp No ● | |

Contacts

Geraldine Salducci
National Cluster Coordinator
salducci@unhcr.org

Deepika Bhardwaj,
Sub National Cluster Coordinator
bhardwad@unhcr.org