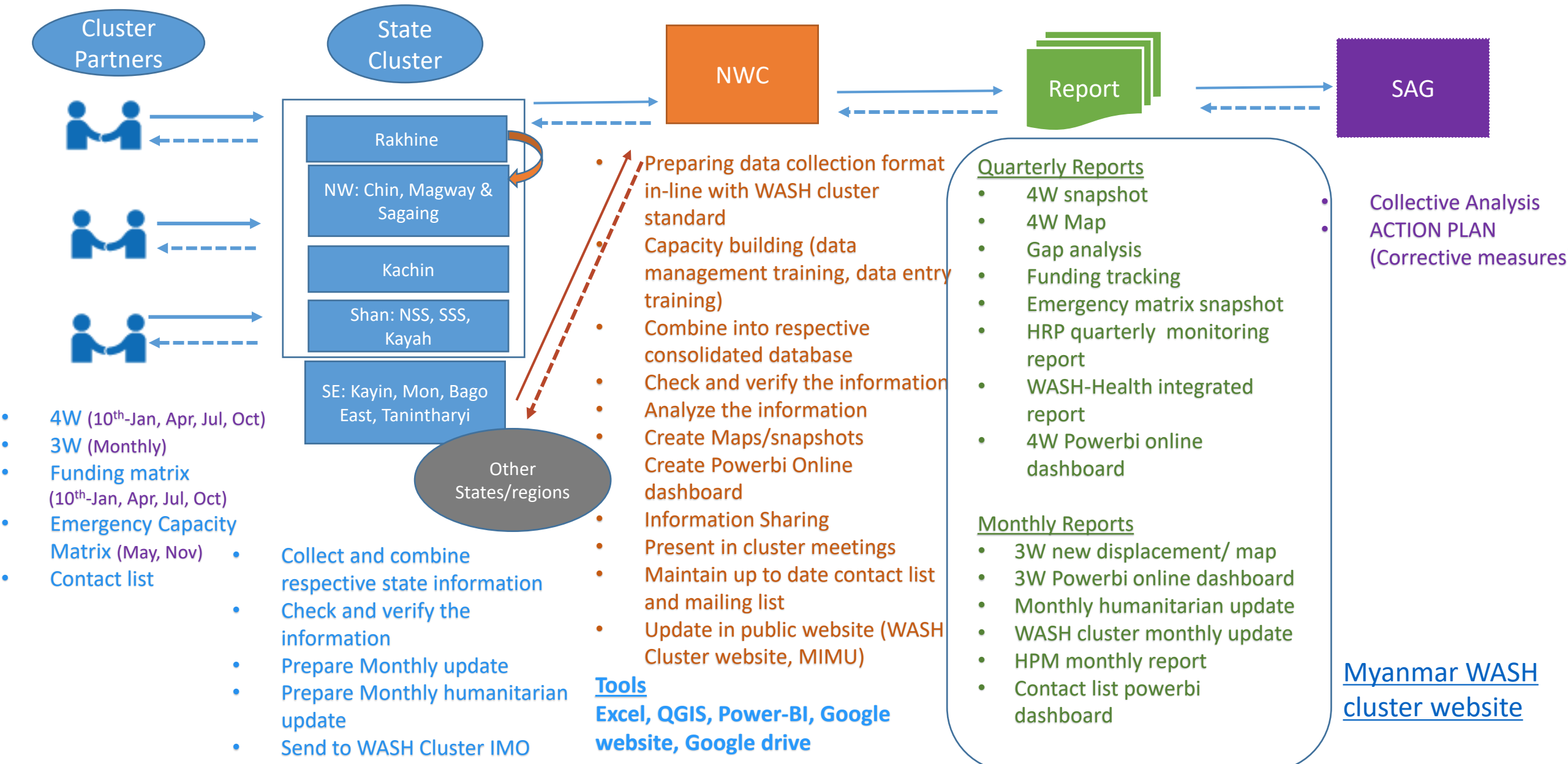




WASH Cluster IM System

WASH Cluster IM System




Sample Data Entry Form -4W

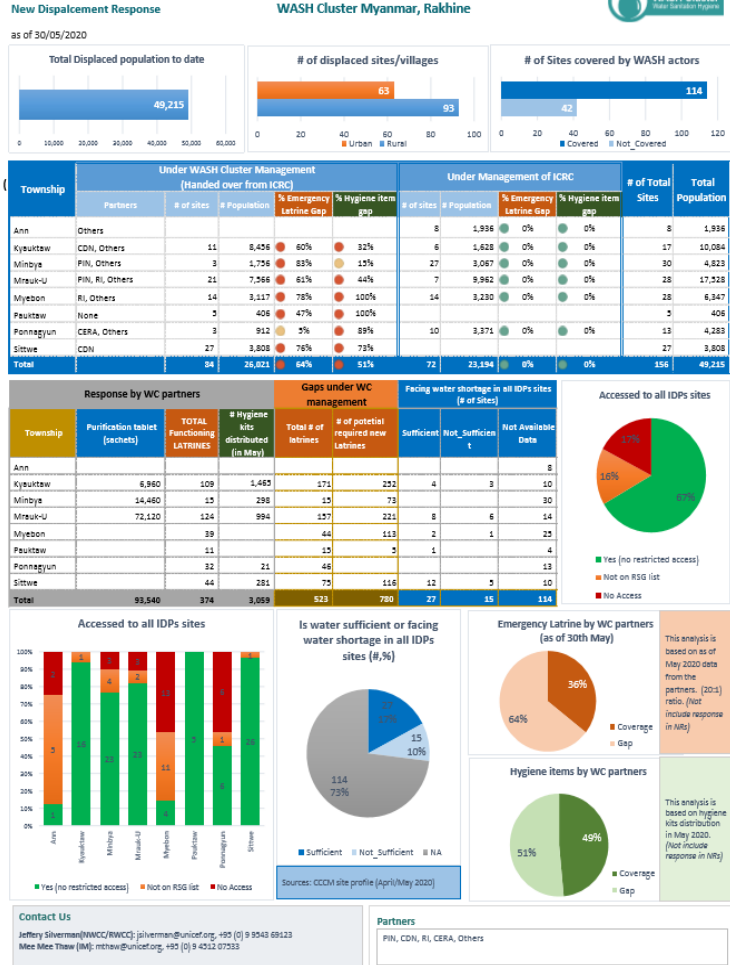
A	B	C	D	E	F	G	H	I	J	K	L	M	N	O	P	U	V	W	AG	AH	AI
WASH Partner & Donor information				Site information			Project Duration					WATER			SANITATION						
V1	V2	V3	V4	V5	V6	V7	V8	V9	V10		V11	V12	V13	V14	V15	V20	V21	V22	V32	V33	V34
Reporting period	WASH project agency	WASH implementing agency	Donors	State	Township	Site type (camp or village)	Site name	Total HH	Total population	No of People per Household	Project start date	Project end date	# or students in TLS (Temporary Learning Space) and CFS (Child Friendly)	Number of paid camp based WASH skilled labor	Number of paid camp based WASH unskilled labor	# of functional improved water sources in the site operating at the end of the reporting period	# of existing improved water sources in the site (functional + non-functional)	# of litres of water supplied by existing water boating/trucking over 90 days to total population in the site	# of functional adult latrines that meet design requirements in the site operating during reporting period	# of existing latrines that meet design requirements in the site (functional + non-functional)	# of latrines repaired during the reporting period
drop down	drop down	drop down	Text	drop down	drop down	auto calculation	drop down	#	#	#	date	date	#	#	#	#	#	#	#	#	#
Reporting Period	WASH project	WASH implement	Primary Donor covering VA	State	Township	Local	Site Name	Total HH	Total Pop	Pop. HH	Project start date	Project end date	#_student in TLS	#_paid camp based WASH skilled labor	#_paid camp based WASH unskilled labor	#_Functional improved water sources	#_Existing improved water sources	#_litres of water supplied by existing water	#_Functional adult latrines	#_Existing latrines	#_latrines repaired
2020_Q1	OXSII (OXfam)	OXSII (OXfam)	DFID/HARP	Central Rakhine	Sittwe	Camp	Khaung Doko Khar 1	400	2,248	6	1-Oct-2017	30-Sep-20			1	13	48	51	106		116
2020_Q1	OXSII (OXFAM)	OXSII (OXfam)	DFID/HARP	Central Rakhine	Sittwe	Camp	Maw Ti Ngar	656	3,486	5	1-Oct-2017	30-Sep-20			2	14	38	41	212		241
2020_Q1	OXSII (OXFAM)	OXSII (OXfam)	DFID/HARP	Central Rakhine	Sittwe	Camp	Ohn Taw Chay	774	3,095	4	1-Oct-2017	30-Sep-20			2	16	73	79	181		187
2020_Q1	OXSII (OXFAM)	OXSII (OXfam)	DFID/HARP	Central Rakhine	Sittwe	Camp	Ohn Taw Gyi (North)	2,728	13,302	5	1-Oct-2017	30-Sep-20			7	55	183	202	553		630
2020_Q1	OXSII (OXFAM)	OXSII (OXfam)	DFID/HARP	Central Rakhine	Sittwe	Camp	Say Tha Mar Gyi	2,280	11,564	5	1-Oct-2017	30-Sep-20			6	48	187	193	514		520
2020_Q1	OXSII (OXfam)	OXSII (OXfam)	DFID/HARP	Central Rakhine	Sittwe	Camp	Thet Kae Pyin	1,013	5,950	6	1-Oct-2017	30-Sep-20			3	25	70	91	279		364
2020_Q1	OXSII (OXFAM)	OXSII (OXfam)	DFID/HARP	Central Rakhine	Sittwe	Camp	Thet Kae Pyin Village (IDPs in host family)	299	1,670	6	1-Oct-2017	30-Sep-20			1	9					
2020_Q1	OXSII (SI)	OXSII (SI)	DFID/HARP	Central Rakhine	Sittwe	Camp	Basare	383	2,111	6	1-Oct-2017	30-Sep-20			1	5	24	25	103		120
2020_Q1	OXSII (SI)	OXSII (SI)	DFID/HARP	Central Rakhine	Sittwe	Camp	Baw Du Pha 1	1,015	4,892	5	1-Oct-2017	30-Sep-20			3	10	47	51	229		254
2020_Q1	CDA	CDA	UNICEF	Central Rakhine	Kyaukpyu	Camp	Kyauk Ta Lone	351	974	3	16-Mar-2019	16-Mar-20	244		6	23	10	22	94		94
2020_Q1	OXSII (SI)	OXSII (SI)	DFID/HARP	Central Rakhine	Sittwe	Camp	Baw Du Pha 2	1,333	6,936	5	1-Oct-2017	30-Sep-20			4	15	75	80	275		328
2020_Q1	OXSII (SI)	OXSII (SI)	DFID/HARP	Central Rakhine	Sittwe	Camp	Baw Du Pha Village (IDP in host families)	22	114	5	1-Oct-2017	30-Sep-20									
2020_Q1	OXSII (SI)	OXSII (SI)	DFID/HARP	Central Rakhine	Sittwe	Camp	Dar Pai	1,850	11,625	6	1-Oct-2017	30-Sep-20			6	25	76	86	429		498
2020_Q1	OXSII (SI)	OXSII (SI)	DFID/HARP	Central Rakhine	Sittwe	Camp	Dar Pai (IDP in host families)	604	3,360	6	1-Oct-2017	30-Sep-20			2	7	21	23			
2020_Q1	None	None		Central Rakhine	Kyauktaw	Camp	NiDin	91	581	6									91		91
2020_Q1	OXSII (SI)	OXSII (SI)	DFID/HARP	Central Rakhine	Sittwe	Camp	Khaung Doko Khar 2 (Hmanzi)	400	2,186	5	1-Oct-2017	30-Sep-20			1	5	28	28	99		104
2020_Q1	OXSII (SI)	OXSII (SI)	DFID/HARP	Central Rakhine	Sittwe	Camp	Thae Chaung	1,139	6,016	5	1-Oct-2017	30-Sep-20			3	13	41	44	234		253
2020_Q1	SCI	SCI	OFDA	Central Rakhine	Sittwe	Camp	Ohn Taw Gyi (South)	2,260	11,707	5	1-Oct-2019	30-Jun-20			36	55	155	206	758		758
2020_Q1	SCI	SCI	OFDA	Central Rakhine	Sittwe	Camp	Phwe Yar Kone (Say Tha Mar Gyi)	401	2,470	6	1-Oct-2019	30-Jun-20			15	12	42	43	123		133
2020_Q1	SI	SI	ECHO, OFDA, CDC	Central Rakhine	Pauktaw	Camp	Ah Nauk Yve	1,115	4,987	4	1-Mar-2019	28-Feb-21	965			17	17	140,000	114		185
2020_Q1	SCI	SCI	OFDA	Central Rakhine	Pauktaw	Camp	Sin Tet Maw	729	2,516	3	1-Apr-2019	30-Jun-20			17	19	24	24	350		358
2020_Q1	RI	RI	UNICEF	Central Rakhine	Myebon	Camp	Taung Paw	716	2,920	4	6-Mar-2019	6-Mar-20			14	20	7	7	3,700,266	100	100
2020_Q1	SI	SI	UNICEF, OFDA	Central Rakhine	Pauktaw	Camp	Kyein Ni Pyin	1,309	6,037	5	11-Dec-2018	30-Jun-20	1,412			37	37		207		235
2020_Q1	SI	SI	ECHO, OFDA, CDC	Central Rakhine	Pauktaw	Camp	Nget Chaung 1	1,026	4,732	5	1-Mar-2019	28-Feb-21	968			9	9	-	136		144
2020_Q1	SI	SI	ECHO, OFDA, CDC	Central Rakhine	Pauktaw	Camp	Nget Chaung 2	982	4,728	5	1-Mar-2019	28-Feb-21	1,261			7	7	-	136		148

Sample snapshots

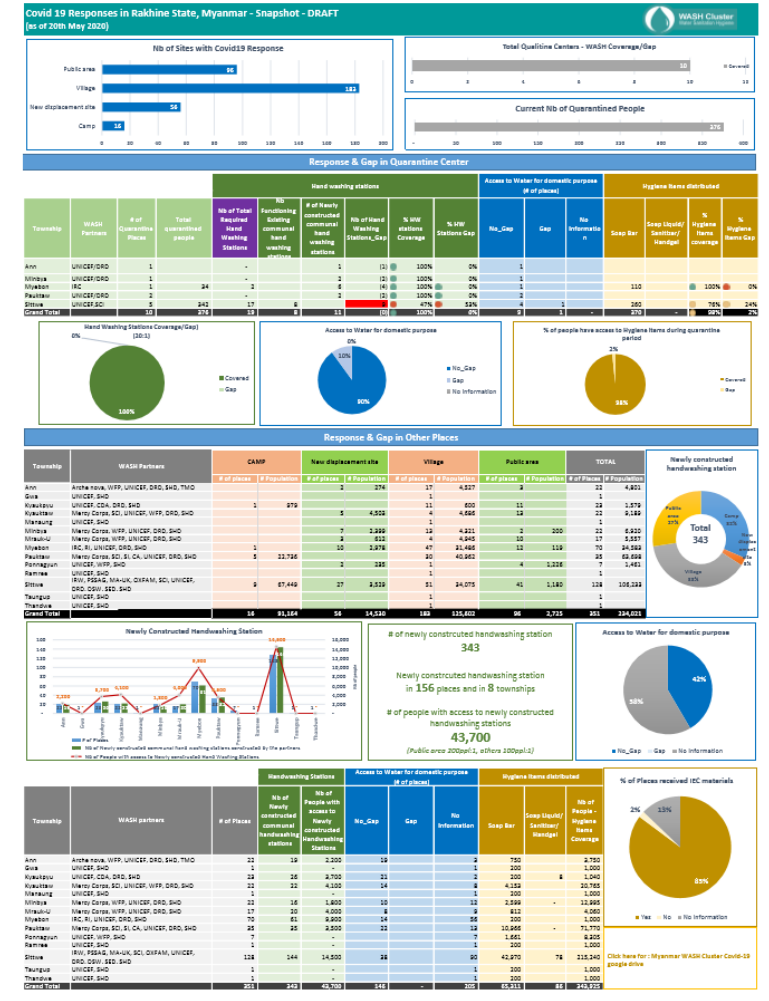
4W



3W new displacement



3W Covid-19



Myanmar WASH Cluster Google Site



Myanmar WASH Cluster

All Myanmar WASH Cluster files are in this website. We also upload key files on the [MIMU website](#)

Contact us!



National WASH Coordination

Coordinator: Eyad aldubai
ealdubai@unicef.org, +95 9 400631743
WASH Cluster IMO: Mee Mee Thaw
mthaw@unicef.org, +95 9 451207533
WASH Cluster skype group: [click here](#)

Sub-Cluster Coordination

[Rakhine](#)
[Kachin](#)
[Northern Shan](#)

Myanmar WASH Cluster Meetings & Events

Today	November 2022							Week	Month	Agenda				
Sun	Mon	Tue	Wed	Thu	Fri	Sat	Sun	Mon	Tue	Wed	Thu	Fri	Sat	Sun
30	31	1 Nov 1	2	3	4	5	6	7	8	9	10	11	12	13
		10am Kachin WASH Cluster M												
6	7	2pm Rakhine Hygiene Promot												
13	14		15	16	17	18	19	20	21	22	23	24	25	26
				2pm Rakhine Water Quality T							2pm Rakhine WASH Cluster M	10am Rakhine WASH Cluster M	2pm National WASH Cluster M	
20	21		22											
				2pm Chin, Magway & Sagaing										
27	28		29	30	Dec 1	2	3	4	5	6	7	8	9	10



[Key Documents](#)



[Assessments, Survey & Study](#)



[Response Tracking \(4W/3W\)](#)



[Gap Analysis](#)



[Funding Analysis](#)



[Online Dashboard](#)



[Covid-19 update](#)



[WASH & Health Joint Analysis](#)



[Cluster Guidelines & Standards](#)



[National Meeting Minutes](#)

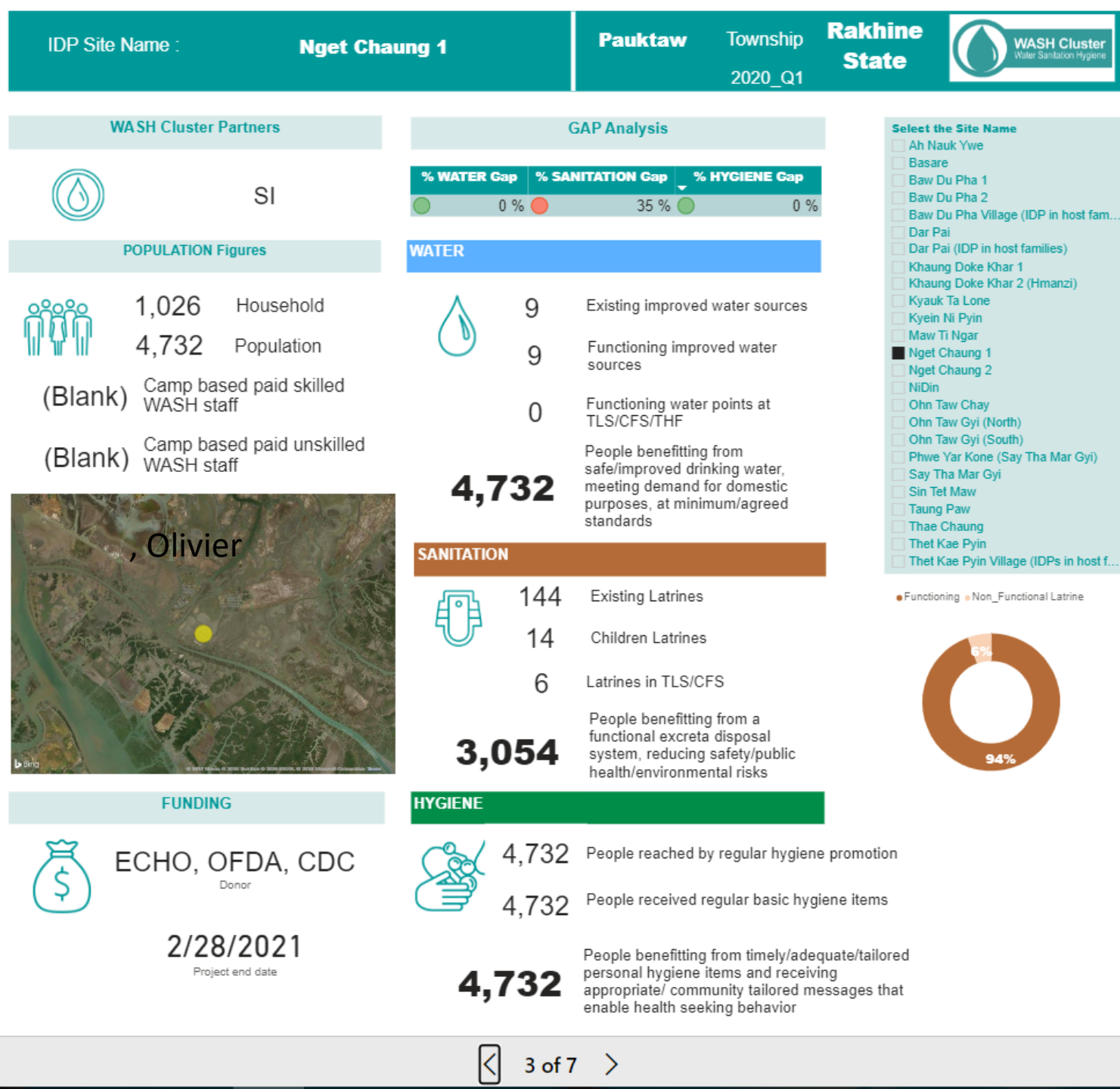


[Newsletter & Yearly Report](#)



[Preparedness & Emergency Response](#)

Power-bi Online Dashboard



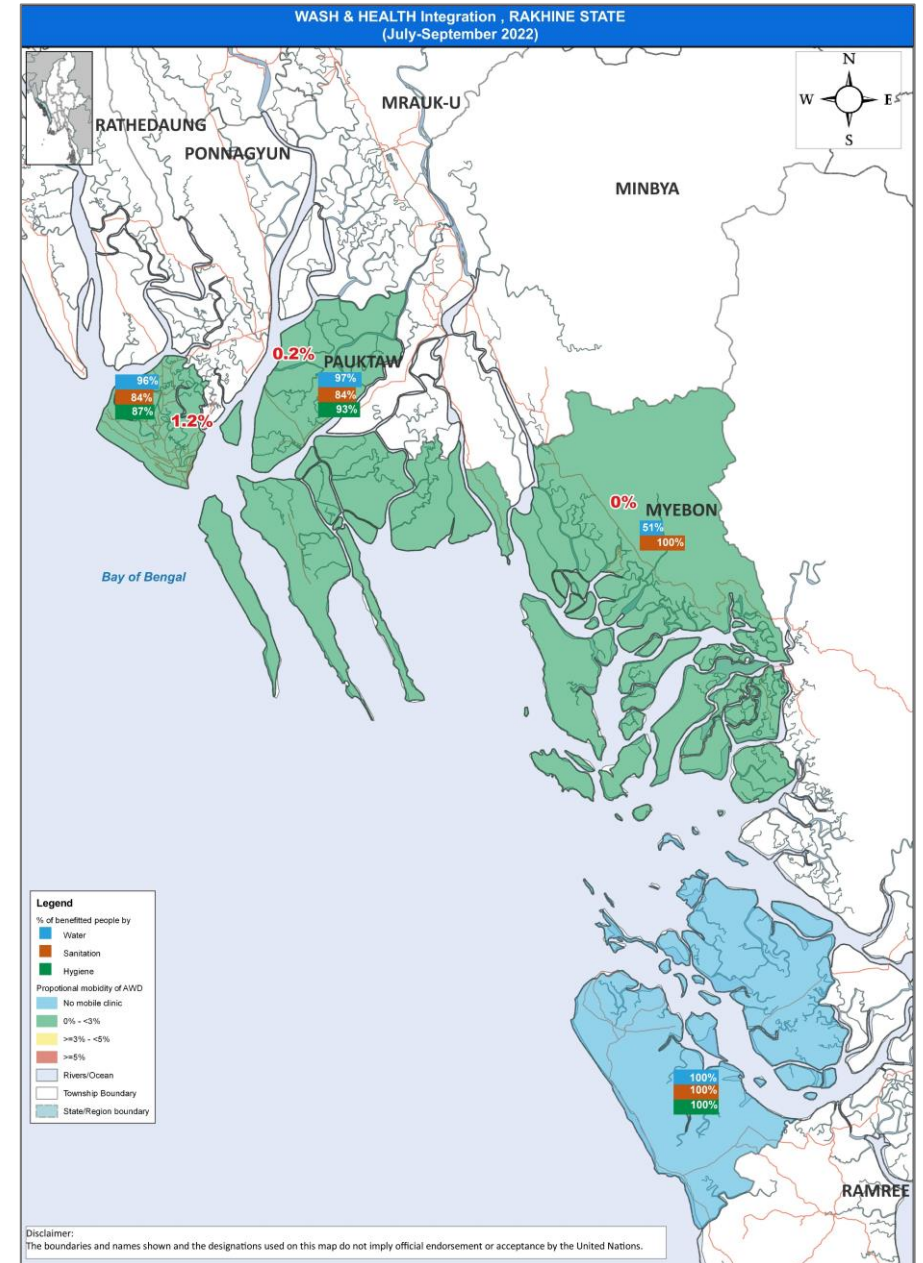
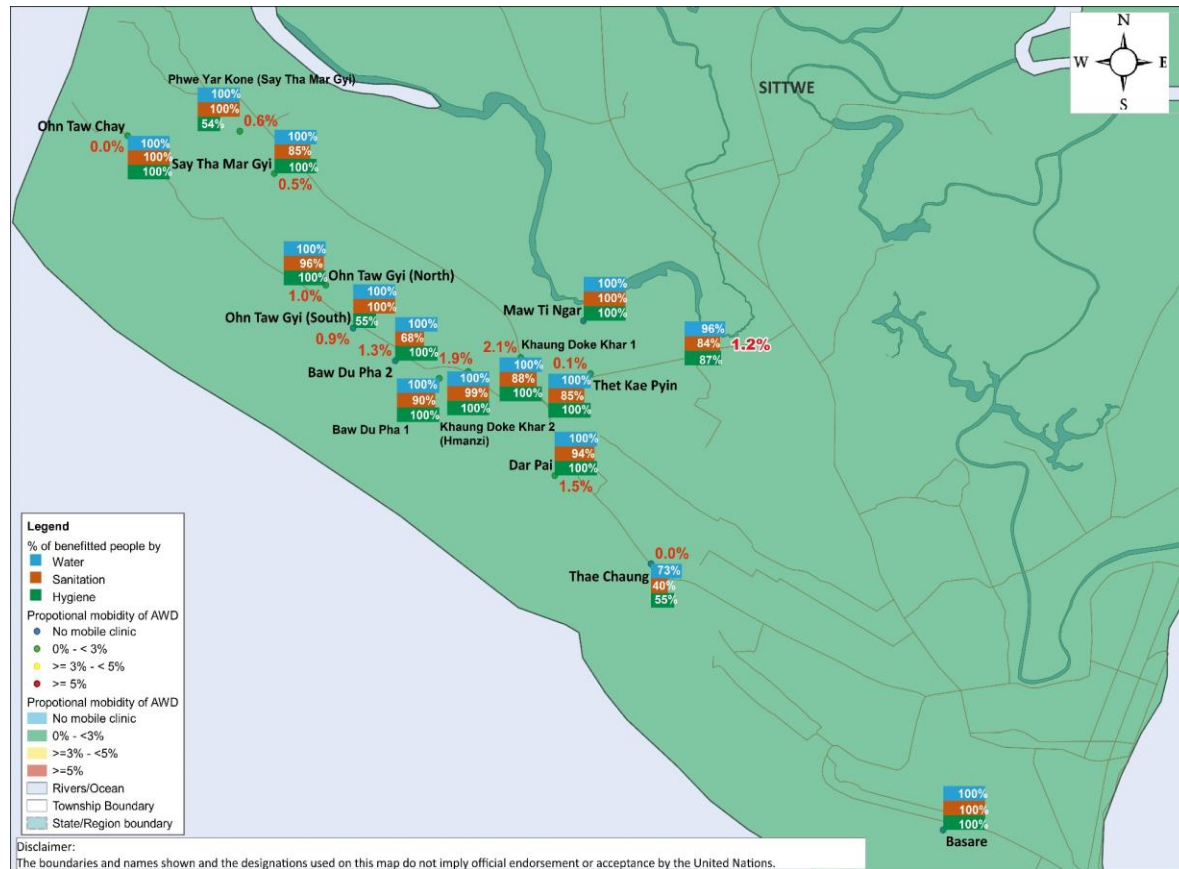
Legend

● Functioning ● Non_Functional Latrine



3 of 7

RAKHINE: Map of Rakhine WASH/Health Integrated AWD Data



KACHIN: Map of Rakhine WASH/Health Integrated AWD Data

Kachin Snapshot: WASH/Health Integrated AWD Analysis

