

CCCM/ SHELTER/ NFI Cluster Analysis Report (CAR) - Kachin/ Shan(north) States, Myanmar

30 April 2024




# of IDP locations	174
# of IDPs	107,763
# of IDP Households	21,349

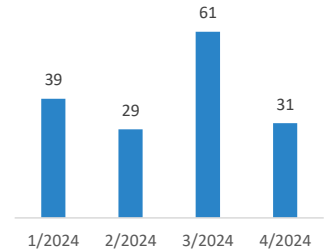
In Myanmar, the Shelter/NFI/CCCM Cluster was activated in January 2013. By March 2013, the Shelter/NFI/CCCM Cluster became operational in Kachin and Northern Shan States. Currently 3 Camp Management Agencies undertake substantial work for the Shelter/NFI/CCCM Cluster: data collection, coordination, monitoring of services, community mobilization and capacity building across camps that house over 106,000 IDPs. The objective of the Shelter/NFI/CCCM Cluster remains to ensure all of the priority camps, camps that contain the majority of IDPs, have a dedicated Camp Management Agency, delivering coordinated assistance in line with the rights and needs of the displaced and where possible preparing them for life after displacement.

# households (HH) and IDPs by camp/host community				Shelter overview				
State	Township	# HH	# of IDP	# of IDP Loc.	# Shelters needed	# Shelters planned	# Shelters gap	Current coverage
Kachin	Bhamo	998	5,583	9	432	17	415	4%
	Chipwi	499	2,680	3	152	30	122	20%
	Hpakant	759	3,744	18	354	45	309	13%
	Injyangyang	154	657	2	-	-	-	
	Mansi	2,732	13,481	11	1,171	-	1,171	no coverage
	Mogaung	313	1,678	7	252	-	252	no coverage
	Mohnyin	890	3,901	5	21	-	21	no coverage
	Momauk	4,361	23,615	14	1,811	40	1,771	2%
	Myitkyina	2,387	12,264	26	682	23	659	3%
	Shwegu	371	1,692	3	24	-	24	no coverage
	Sumprabum	195	987	2	-	-	-	
	Tanai	275	1,282	3	169	-	169	no coverage
	Waingmaw	4,204	21,825	31	1,467	86	1,381	6%
Kachin Total		18,138	93,389	134	6,535	241	6,294	4%
Shan(north)	Hsipaw	37	120	1	-	-	-	
	Kutkai	872	4,524	12	331	-	331	no coverage
	Laukkaing (Kokang SA	200	1,000	2	-	-	-	
	Muse	539	2,614	5	63	-	63	no coverage
	Namhkan	173	812	3	231	-	231	no coverage
	Namtu	19	77	1	-	-	-	
	Kyaukme	987	3,685	5	-	-	-	
	Lashio	341	1,385	10	-	-	-	
Tangyan	43	157	1	-	-	-		
Shan(north) Total		3,211	14,374	40	625	-	625	no coverage
Total		21,349	107,763	174	7,160	241	6,919	3%

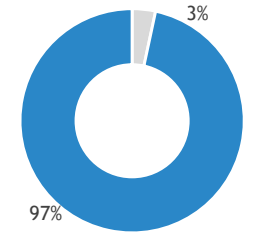
NFIs distributed 2024



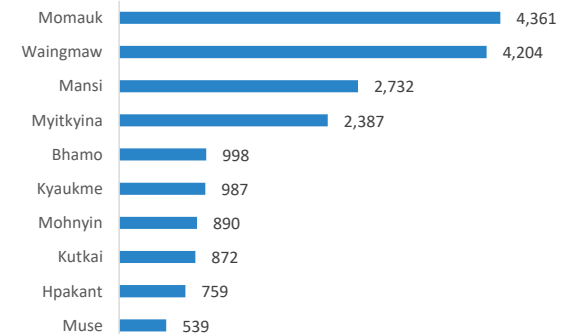
NFI distributions per month



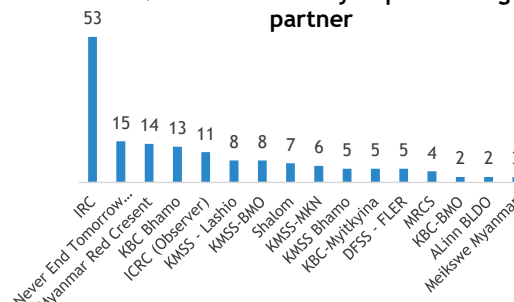
Legend: Shelter needs met (light blue), Shelter needs unmet (dark blue)



IDP households per Township (top 10)



NFI distributions by implementing partner



Type of accomodation	Accessible	Limited Access
Boarding School		1
Camp	92	23
Camp Like setting	33	8
IDPs in Host	16	1
Grand Total	141	33

Implementing and supporting agencies:

KBC, KMSS, KRDC, Metta, MRCs, Meikshwe Myanmar, NRC, Nyein Foundation (Shalom), IRC, RI, SCI, SI, STW, UNHCR, WPN, ICRC (observer), DFSS, LCD, Cordaid,