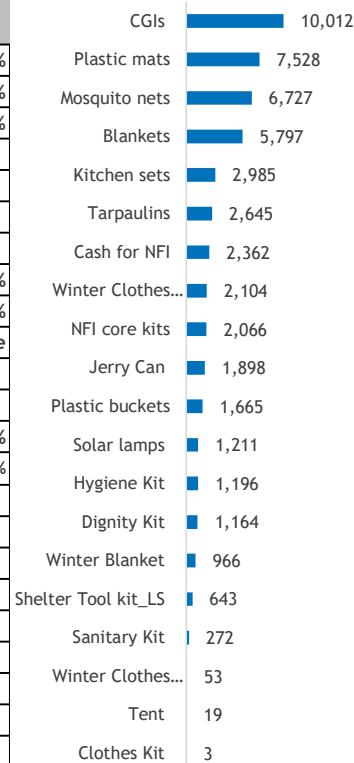


# of IDP locations	170
# of IDPs	106,273
# of IDP Households	21,133

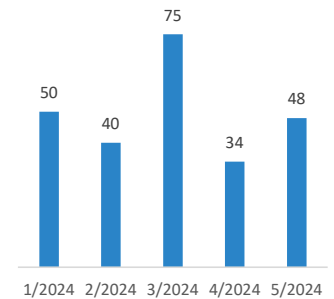
In Myanmar, the Shelter/NFI/CCCM Cluster was activated in January 2013. By March 2013, the Shelter/NFI/CCCM Cluster became operational in Kachin and Northern Shan States. Currently 3 Camp Management Agencies undertake substantial work for the Shelter/NFI/CCCM Cluster: data collection, coordination, monitoring of services, community mobilization and capacity building across camps that house over 106,000 IDPs. The objective of the Shelter/NFI/CCCM Cluster remains to ensure all of the priority camps, camps that contain the majority of IDPs, have a dedicated Camp Management Agency, delivering coordinated assistance in line with the rights and needs of the displaced and where possible preparing them for life after displacement.

# households (HH) and IDPs by camp/host community					Shelter overview			
State	Township	# HH	# of IDP	# of IDP Loc.	# Shelters needed	# Shelters planned	# Shelters gap	Current coverage
Kachin	Bhamo	998	5,583	9	432	17	415	4%
	Chipwi	499	2,685	3	152	30	122	20%
	Hpakant	741	3,649	17	472	45	427	10%
	Injyangyang	154	657	2	-	-	-	
	Mansi	2,732	13,475	11	1,171	-	1,171	no coverage
	Mogaung	288	1,540	6	312	-	312	no coverage
	Mohnyin	865	3,778	4	21	-	21	no coverage
	Momauk	4,363	23,628	14	1,933	40	1,893	2%
	Myitkyina	2,316	11,812	26	699	23	676	3%
	Shwegu	371	1,690	3	24	-	24	no coverage
	Sumprabum	195	987	2	-	-	-	
	Tanai	276	1,284	3	368	-	368	no coverage
	Waingmaw	4,140	21,185	30	1,764	86	1,678	5%
	<b>Kachin Total</b>		<b>17,938</b>	<b>91,953</b>	<b>130</b>	<b>7,348</b>	<b>241</b>	<b>7,107</b>
Shan(north)	Hsipaw	37	120	1	-	-	-	
	Kutkai	872	4,509	12	331	-	331	no coverage
	Laukkaing (Kokang SA	200	1,000	2	-	-	-	
	Muse	539	2,614	5	63	-	63	no coverage
	Namhkan	172	809	3	231	-	231	no coverage
	Namtu	19	77	1	-	-	-	
	Kyaukme	987	3,685	5	-	-	-	
	Lashio	326	1,349	10	-	-	-	
	Tangyan	43	157	1	-	-	-	
<b>Shan(north) Total</b>		<b>3,195</b>	<b>14,320</b>	<b>40</b>	<b>625</b>	<b>-</b>	<b>625</b>	<b>no coverage</b>
<b>Total</b>		<b>21,133</b>	<b>106,273</b>	<b>170</b>	<b>7,973</b>	<b>241</b>	<b>7,732</b>	<b>3%</b>

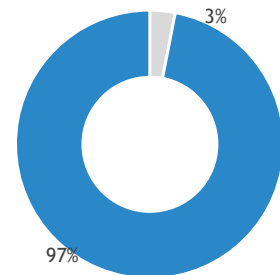
# NFIs distributed 2024



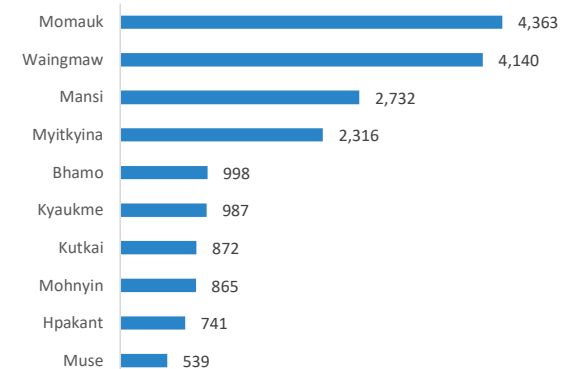
# NFI distributions per month



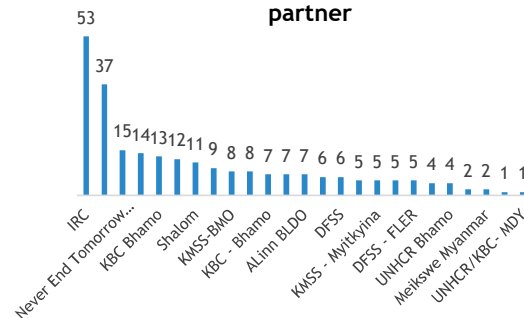
Legend: Shelter needs met (light blue), Shelter needs unmet (dark blue)



# IDP households per Township (top 10)



# NFI distributions by implementing partner



Type of accomodation	Accessible	Limited Access
Boarding School		1
Camp	88	23
Camp Like setting	34	7
IDPs in Host	16	1
<b>Grand Total</b>	<b>138</b>	<b>32</b>

**Implementing and supporting agencies:**

KBC, KMSS, KRDC, Metta, MRCS, Meikshwe Myanmar, NRC, Nyein Foundation (Shalom), IRC, RI, SCI, SI, STW, UNHCR, WPN, ICRC (observer), DFSS, LCD, Cordaid, ACTED, WCM