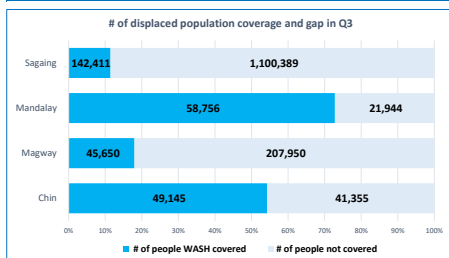
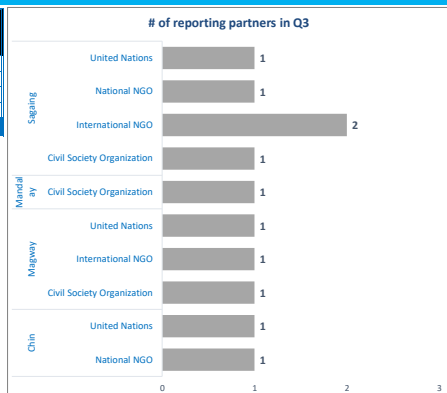


GAP Analysis - Under WASH partners management

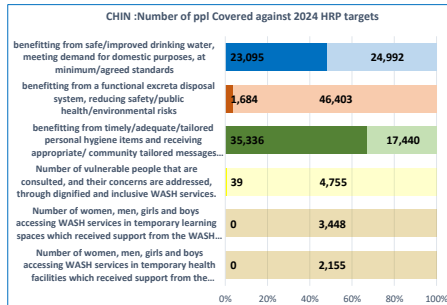
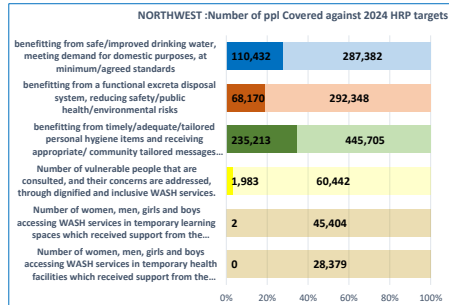
Type of beneficiaries	State/Region	Township	# of sites	Total Population	% Water GAP	Sanitation GAP	% Hygiene Gap	# of partners	
Newly IDPs	Chin	Falam	15	9,232	67%	100%	36%	1	
		Hakha	12	5,614	34%	100%	58%	1	
		Kanpetlet	11	2,797	0%	100%	0%	1	
		Mindat	15	10,621	37%	100%	63%	1	
		Paletwa	1	2,000	100%	100%	0%	1	
		Tedim	4	2,540	99%	99%	95%	1	
		Thantlang	21	8,004	100%	100%	97%	1	
		Tonzang	2	5,159	97%	100%	100%	1	
		Sagaing	Kale	21	24,154	88%	89%	43%	3
			Kani	2	1,491	100%	100%	0%	1
			Salineyi	2	5,765	100%	100%	0%	1
			Tabayin	2	973	100%	100%	0%	1
			Tamu	8	5,306	92%	87%	95%	1
			Yinmarbin	4	1,100	100%	100%	0%	1
			Yinmarbin	4	1,100	100%	100%	0%	1
Newly IDPs Total			120	84,756	76%	95%	52%		
Village (Other crisis-affected)	Chin	Hakha	3	1,415	100%	100%	0%	1	
		Matupi	2	1,128	0%	0%	88%	1	
		Thantlang	2	635	0%	100%	100%	1	
		Gangaw	5	16,002	56%	79%	0%	2	
		Magway	1	25,000	0%	100%	0%	1	
	Magway	Pakokku	3	2,343	100%	100%	0%	1	
		Pauk	5	2,305	100%	100%	0%	1	
		Mandalay	Kyaukse	15	11,786	100%	100%	0%	1
			Myittha	22	19,056	100%	100%	0%	1
			Sintgaing	14	9,079	100%	100%	0%	1
	Sagaing	Wundwin	18	18,835	100%	100%	0%	1	
		Chaung-U	1	5,004	73%	43%	0%	1	
		Kale	1	3,000	100%	100%	0%	1	
		Kani	10	9,125	100%	18%	81%	1	
		Khin-U	7	13,445	69%	74%	98%	1	
	Mandalay	Myaung	1	5,004	73%	98%	0%	1	
		Pale	11	13,251	72%	50%	49%	2	
		Sagaing	1	25,000	0%	100%	0%	1	
		Salineyi	10	7,349	0%	15%	78%	1	
		Shwebo	10	13,928	81%	96%	23%	1	
Wetlet		2	1,313	81%	100%	97%	1		
Yinmarbin		10	7,203	100%	12%	78%	1		
Yinmarbin		14	211,206	65%	82%	21%	1		
Village (Other crisis-affected people) Total			154	211,206	65%	82%	21%		
Grand Total			274	295,962	69%	86%	30%		

Comparison with updated displacement figures

State/Region	UNHCR Current IDPs (as of 7th October 2024)	# of WASH Responded Agency	# Covered Site/village	# of people WASH covered	% of coverage
Chin	90,500	2	88	49,145	54%
Magway	253,600	2	14	45,650	18%
Mandalay	80,700	1	69	58,756	73%
Sagaing	1,242,800	4	103	142,411	11%
Grand Total	1,667,600	9	274	295,962	18%

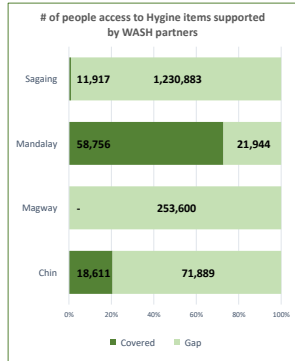
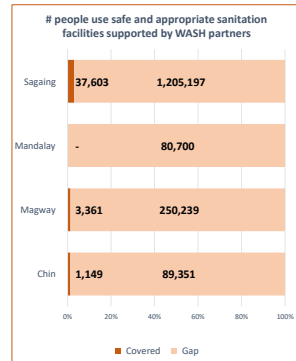
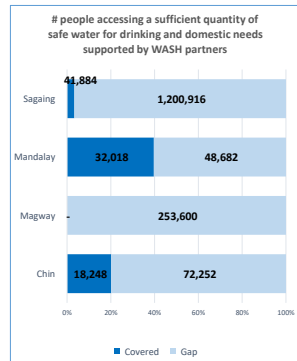

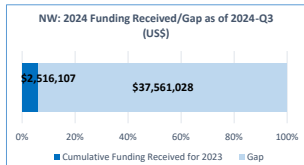
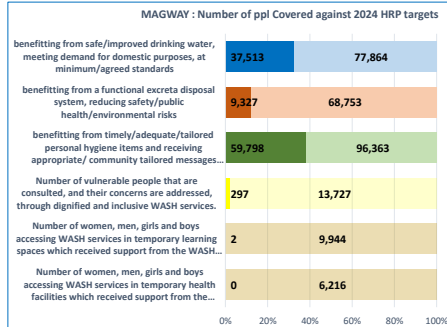
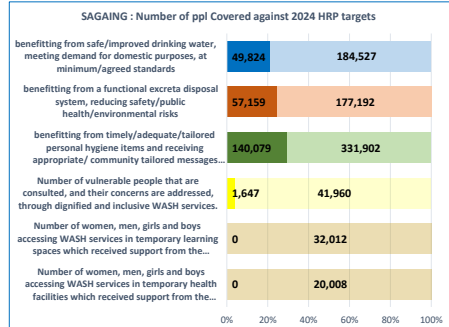


Q3 Humanitarian Response Plan achievement



Supported by WASH actors in Q3_2024

State/Region	Township	# of Water filter distributed (communal or HH level)	# Jerry Cans/Water Buckets	# Hygiene kits distributed (Full and refill included)	# of households receiving a sufficient quantity of SOAP	# of People received Menstrual Hygiene Promotion awareness	# of HP sessions	# of People received Hygiene Promotion awareness		
Chin	Falam	760	1,412				7	198		
	Hakha	1,038	1,038				5	130		
	Kanpetlet	480	480				2	135		
	Matupi				400			8	309	
	Mindat	1,054	1,054							
	Paletwa									
	Tedim					86		4	127	
	Thantlang						23	1	25	
Chin Total		3,332	3,984		400	109	36	1,176		
							4	5,316		
Magway	Gangaw									
	Magway									
	Pakokku							3	2,343	
	Pauk									
	Magway Total							12	9,904	
Sagaing	Chaung-U									
	Kale			276	233	323	31	1,565		
	Kani					1,057	32	1,856		
	Khin-U						12	240		
	Myaung							908	37	6,772
	Pale									
	Sagaing									
	Salineyi					986	33	1,708		
	Shwebo			2,788			18	365		
	Tabayin							5	286	
	Tamu					86		2	40	
	Wetlet									
	Yinmarbin					959	337	1,860		
Sagaing Total				3,064	233	4,319	507	14,692		
Grand Total				3,332	7,048	633	4,428	555	25,832	



DONORS: BHA, MHF, UNICEF, ECHO, CDCS