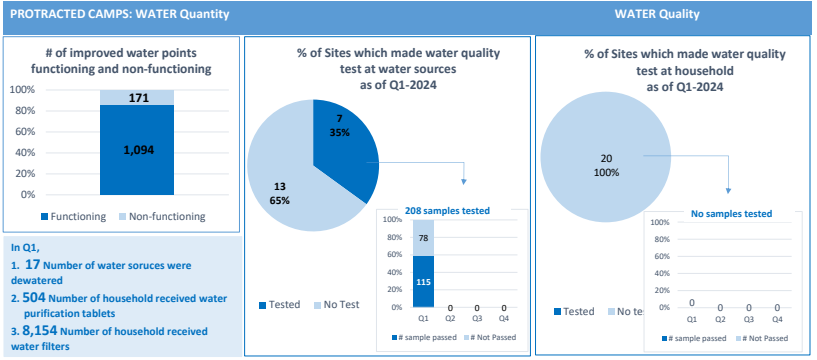
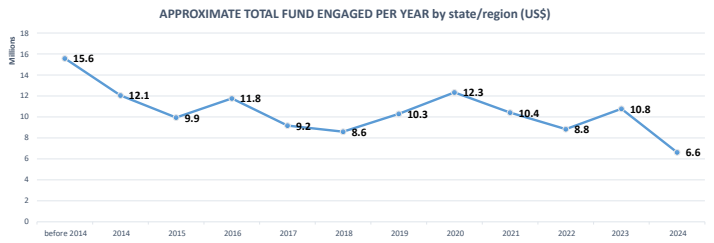
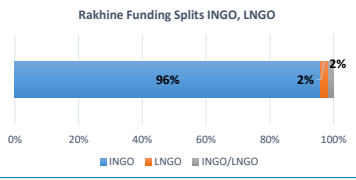
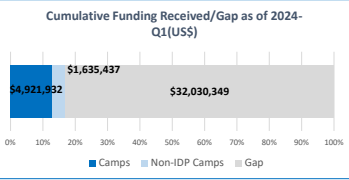
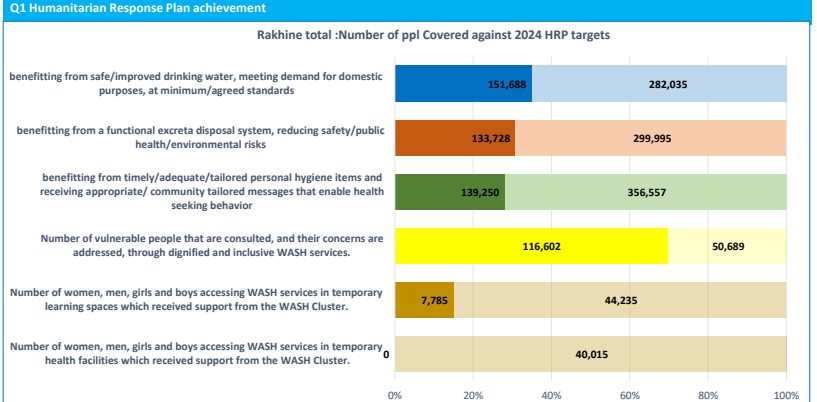


RAKHINE STATE (2024 - Qtr 1- 4W Analysis, as of 31 March 2024)

Type of beneficiaries	Township	# of sites	Total Population	% Water GAP	% Sanitation GAP	% Hygiene Gap	# of Partners
IDP returnees	Mrauk-U	14	5,989	100%	16%	100%	1
	Myebon	1	3,616	96%	100%	100%	1
IDP returnees Total		15	9,605	98%	48%	100%	2
Newly IDPs	Sittwe	20	2,879	100%	100%	0%	1
Newly IDPs Total		20	2,879	100%	100%	0%	1
Protracted IDPs	Pauktaw	5	26,467	24%	0%	8%	2
	Sittwe	15	107,533	0%	7%	10%	3
Protracted IDPs Total		20	134,000	5%	6%	10%	5
Village (stateless people)	Pauktaw	3	7,480	14%	100%	90%	1
	Sittwe	5	18,047	4%	100%	78%	1
Village (stateless people) Total		8	25,527	1%	100%	81%	2
Village (Other crisis-affected people)	Kyauktaw	24	34,195	100%	99%	96%	3
	Minbya	5	7,543	100%	100%	100%	1
	Mrauk-U	8	14,899	90%	90%	53%	2
	Pauktaw	1	2,600	100%	100%	24%	1
	Sittwe	4	2,312	100%	87%	100%	1
Village (Other crisis-affected people) Total		42	61,549	98%	96%	83%	8
Grand Total		105	233,560	34%	43%	41%	



DONORS: AECID Convenio, BHA-USAID, DFAT, DRA-Netherlands, Dutch Relief Alliance, GFFO, IR Canada, MHF, SCI-HF, SDC, SIDA, UNICEF, UNOPS

