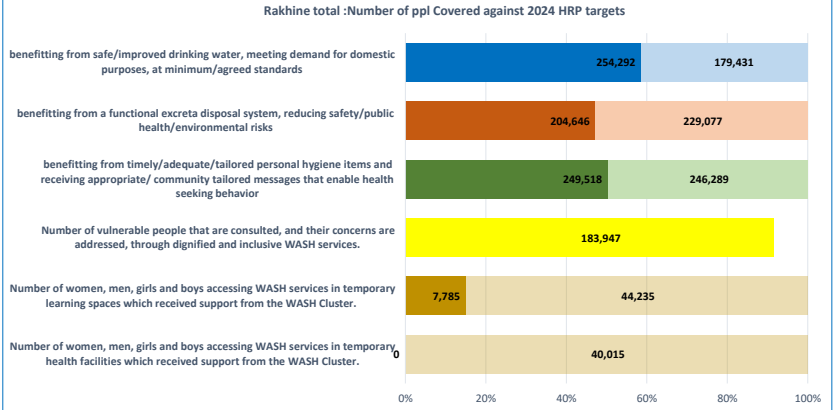


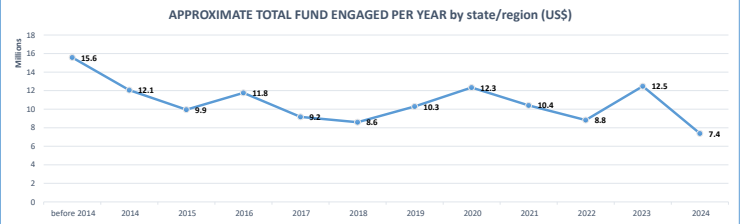
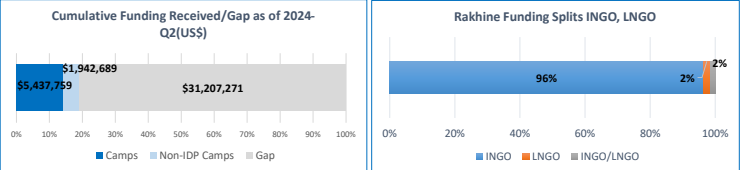
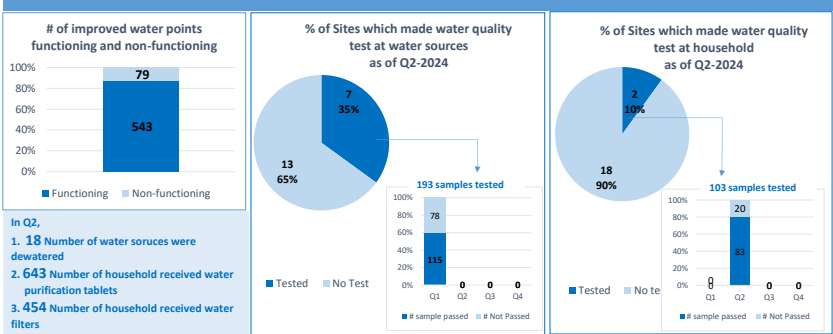
GAP Analysis

Type of beneficiaries	Township	# of sites	Total Population	% Water GAP	% Sanitation GAP	% Hygiene Gap	# of Partners	
IDP returnees	Myebon	1	749	0%	100%	100%	1	
IDP returnees Total		1	749	0%	100%	100%		
Newly IDPs	Buthadaung	4	9,664	100%	100%	1%	1	
	Kyauktaw	10	3,943	96%	1%	46%	1	
	Maungdaw	1	224	100%	100%	0%	1	
	Minbya	1	76	100%	0%	0%	1	
	Mrauk-U	9	1,755	0%	0%	100%	2	
	Myebon	6	1,892	27%	9%	15%	1	
	Ponnagyun	3	210	100%	100%	0%	1	
	Rathedaung	23	8,167	78%	59%	96%	1	
	Sittwe	29	5,006	98%	12%	11%	2	
	Newly IDPs Total		86	30,937	83%	51%	40%	2
Protracted IDPs	Pauktaw	5	26,467	21%	0%	8%	2	
	Sittwe	15	107,663	44%	55%	1%	3	
Protracted IDPs Total		20	134,130	40%	44%	2%	1	
Village (stateless people)	Sittwe	5	18,047	13%	100%	78%	1	
Village (stateless people) Total		5	18,047	13%	100%	78%	1	
Village (Other crisis-affected people)	Kyauktaw	20	27,694	100%	100%	100%	1	
	Mrauk-U	2	3,741	46%	100%	100%	1	
	Pauktaw	4	10,890	23%	100%	68%	2	
	Ponnagyun	1	70	100%	100%	0%	1	
	Rathedaung	2	84	100%	100%	0%	1	
	Sittwe	34	13,261	85%	100%	58%	4	
	Village (Other crisis-affected people) Total		63	55,740	78%	100%	83%	
	Grand Total		175	239,603	52%	62%	32%	

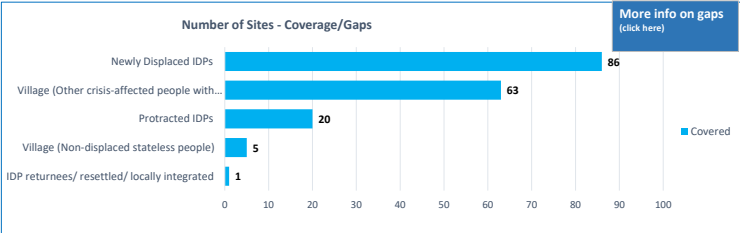
Q2 Humanitarian Response Plan achievement



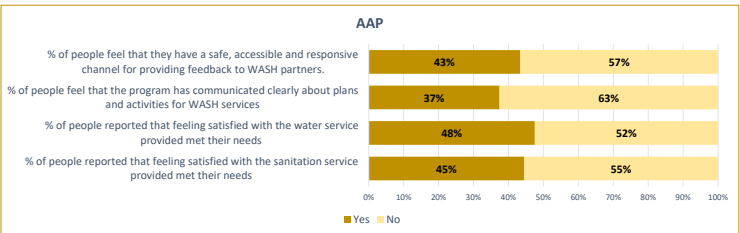
PROTRACTED CAMPS: WATER Quantity WATER Quality



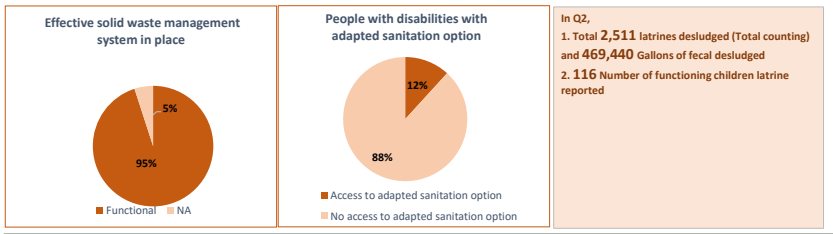
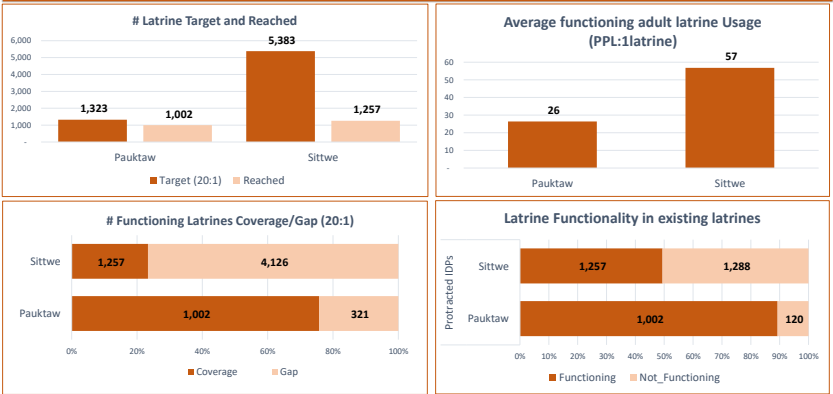
DONORS: AECID Convenio, BHA-USAID, DFAT, DRA-Netherlands, Dutch Relief Alliance, GFFO, GIZ, IR Canada, MHF, SCI-HF, SDC, SIDA, UNICEF, UNOPS



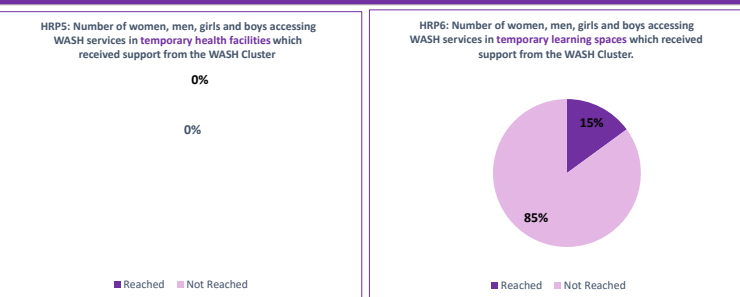
Accountability to Affected Population



PROTRACTED CAMPS: Sanitation



WASH in Institution - WASH in TLS/CFS/THF with WASH Cluster partners supported



PROTRACTED CAMPS: Hygiene Items

