

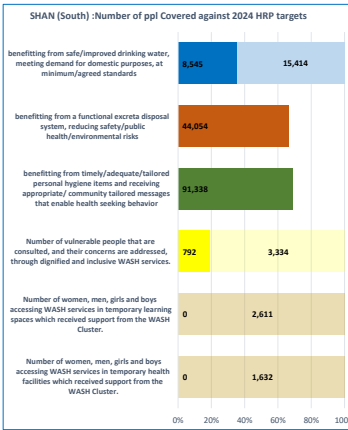
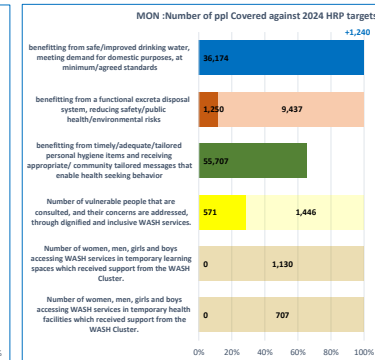
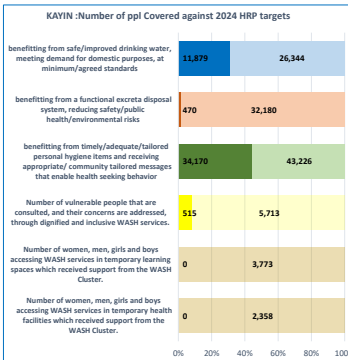
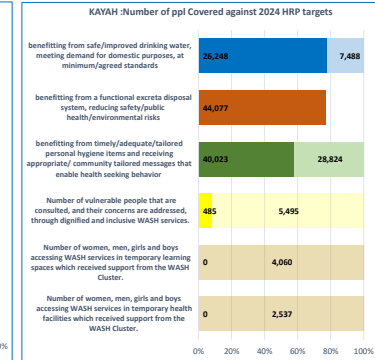
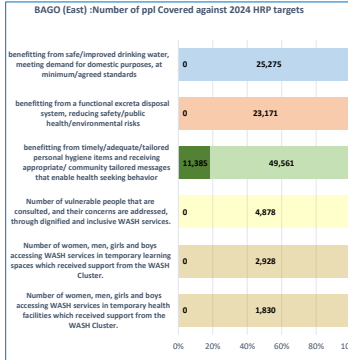
GAP Analysis - Under WASH partners management

Type of beneficiaries	State/Region	Township	# of sites	Total Population	% Water GAP	% Sanitation GAP	% Hygiene Gap	# of partners
IDP returnees	Kayin	Kyainseikgyi	14	2,741	100%	100%	33%	2
IDP returnees Total			14	2,741	100%	100%	33%	2
Newly IDPs	Mon	Bilin	1	590	100%	100%	83%	1
		Mawlamyine	1	15,100	0%	100%	0%	2
		Thaton	6	29,996	77%	100%	2%	5
	Bago (East)	Kyauktaga	3	793	100%	100%	0%	1
		Nyaunglebin	2	78	100%	100%	0%	1
		Phyu	2	344	100%	100%	0%	1
		Shweyin	11	6,030	100%	100%	0%	1
		Taungoo	6	1,560	100%	100%	0%	1
	Kayah	Bawlake	1	2,163	17%	100%	0%	1
		Demoso	18	7,340	100%	56%	56%	1
		Hpruso	17	9,874	100%	0%	0%	1
		Loikaw	7	23,930	52%	23%	66%	2
	Kayin	Hpa-An	1	7,894	87%	100%	0%	1
		Kawkaeik	9	16,185	65%	99%	91%	4
		Myawaddy	1	240	100%	0%	100%	1
		Thandaungyi	9	5,479	100%	100%	0%	1
	Shan (South)	Hopong	1	968	100%	100%	0%	1
		Lawksawk	1	334	100%	100%	0%	1
		Nyaunglethwe	41	24,484	100%	47%	0%	3
		Pekon	7	3,845	100%	100%	100%	1
		Pinlaung	1	4,843	100%	0%	0%	1
		Taunggyi	21	16,366	48%	25%	2%	1
	Bago (West)	Gyobingauk	4	544	100%	100%	0%	1
		Minhla	3	268	100%	100%	0%	1
		Okpho	12	1,351	100%	100%	0%	1
Newly IDPs Total			186	180,599	72%	66%	32%	
Village (Other crisis-affected)	Mon	Bilin	4	1,620	100%	100%	48%	3
		Thaton	3	1,192	100%	100%	30%	2
	Bago (East)	Htantabin	1	4,664	100%	100%	85%	2
		Taungoo	1	1,331	100%	100%	95%	2
	Kayah	Demoso	1	726	100%	100%	100%	1
	Kayin	Hlalingbwe	1	1,708	100%	100%	86%	2
		Hpa-An	10	5,807	100%	100%	79%	2
		Kawkaeik	28	22,892	100%	100%	95%	3
		Thandaungyi	1	6,096	100%	100%	7%	2
	Shan (South)	Pekon	14	7,174	100%	100%	100%	1
Village (Other crisis-affected people) Total			64	53,218	100%	100%	86%	
Grand Total			264	236,550	79%	74%	35%	

Supported by WASH actors in Q4 2023

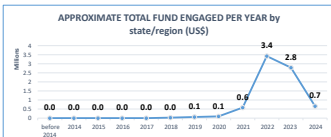
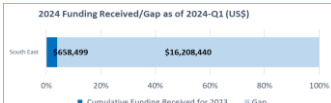
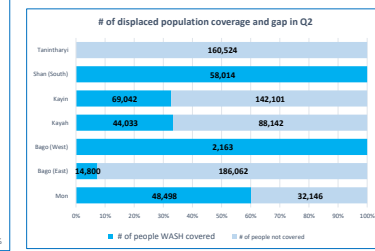
State/Region	Township	# of Water filter distributed (communal or HH level)	# Jerry Cans/Water Buckets	Menstrual Hygiene Management kits	# Hygiene kits distributed (Full and roll included)	# of People received Menstrual Hygiene Promotion awareness	# of HP sessions	# of People received Hygiene Promotion awareness
Mon	Bilin					150		5
	Mawlamyine					4,560		7
	Thaton					4,710		12
Mon Total						4,710		12
Bago (East)	Htantabin					167		6
	Kyauktaga					19		-
	Nyaunglebin					91		-
	Phyu	91				1,314		-
	Shweyin					440		2
	Taungoo	440				2,031		8
Bago (East) Total		531				2,031		751
Kayah	Bawlake					754		51
	Demoso					2,461		-
	Hpruso					2,461		-
	Loikaw					904		634
Kayah Total		4,113				4,113		685
Kayin	Hlalingbwe					2		244
	Hpa-An					7		1,209
	Hopong					290		15
	Kyainseikgyi					316		11
	Myawaddy					2,067		-
	Thandaungyi	1,468				2,673		35
Kayin Total		1,468				2,673		2,043
Shan (South)	Hopong					281		-
	Lawksawk					77		-
	Nyaunglethwe					6,962		-
	Pekon					1,130		-
	Pinlaung					1,454		-
	Taunggyi					1,130		-
Shan (South) Total						9,904		-
Bago (West)	Gyobingauk					121		-
	Minhla					64		-
	Okpho					315		-
Bago (West) Total						500		-
Grand Total		6,118				23,937		55

Q1 Humanitarian Response Plan achievement



Covered in Q2-2024

State/Region	UNHCR Current IDPs (as of 15th July 2024)	# of WASH Responded Agency	# Covered Site/willa	# of people WASH covered	% of coverage
Mon	80,644	5	15	48,498	60%
Bago (East)	200,862	3	26	14,800	7%
Bago (West)	701	1	19	2,163	100%
Kayah	132,175	2	44	44,033	33%
Kayin	211,143	8	75	69,042	33%
Shan (South)	136,800	3	86	58,014	42%
Tanintharyi	160,524	22	265	236,550	0%
Grand Total	922,849	22	265	236,550	26%



DONORS: LIFT, MHF, UNICEF

