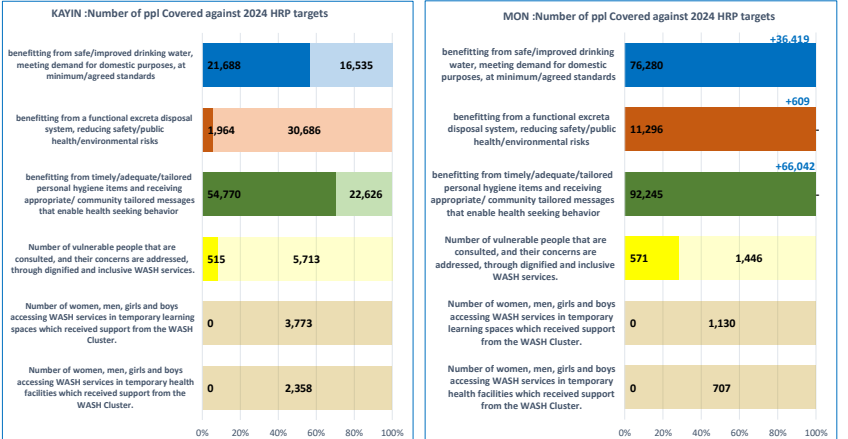
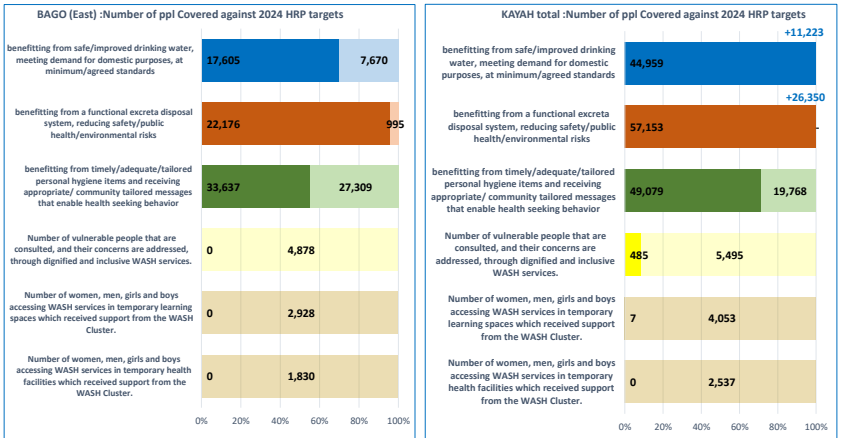


SOUTHEAST: (2024 - Qtr 3- 4W Analysis, as of 30 September 2024)

GAP Analysis - Under WASH partners management

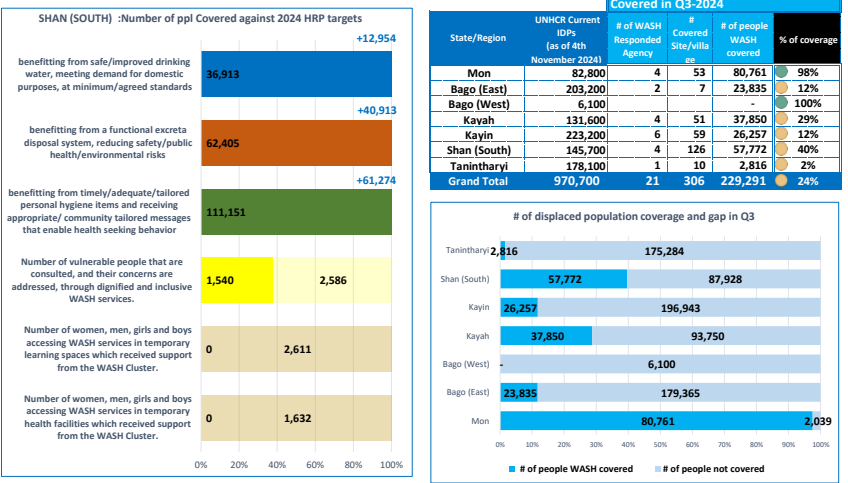
Type of beneficiaries	State/Region	Township	# of sites	Total Population	% Water GAP	% Sanitation GAP	% Hygiene Gap	# of partners	
IDP returnees	Mon	Bilin	7	416	100%	100%	65%	1	
		Thaton	1	747	100%	100%	85%	1	
		Kawkareik	7	1,257	100%	100%	76%	1	
		Kyainseikgyi	17	3,152	100%	100%	73%	1	
		Pekon	2	494	100%	100%	0%	1	
IDP returnees Total			34	6,065	100%	100%	69%	-	
Newly IDPs	Mon	Bilin	6	23,865	19%	87%	21%	3	
		Kyaikmaraw	2	32,639	0%	91%	33%	1	
		Paung	1	2,820	0%	53%	100%	1	
		Thaton	18	2,858	48%	-2%	57%	2	
		Ye	1	8,324	0%	100%	0%	1	
	Kayah	Demoso	41	20,197	81%	43%	51%	4	
		Hpasawng	1	1,632	100%	100%	0%	1	
		Hpruso	5	6,658	46%	79%	48%	2	
		Lolkaw	2	5,650	14%	100%	84%	2	
		Mese	1	3,273	100%	0%	29%	1	
	Kayin	Shadaw	1	440	100%	0%	74%	1	
		Hlaingbwe	1	3,394	32%	63%	0%	1	
		Kawkareik	11	8,506	100%	100%	13%	2	
		Myawaddy	1	240	100%	0%	42%	1	
		Shan (South)	20	4,208	94%	100%	0%	1	
	Shan (South)	Laihka	42	14,076	83%	100%	100%	1	
		Lollen	6	256	100%	100%	0%	1	
		Mawkmai	7	3,623	100%	100%	0%	1	
		Mongpan	8	3,245	0%	62%	100%	1	
		Nansang	3	2,922	100%	100%	0%	1	
	Tanintharyi	Nyaungshwe	29	15,003	7%	68%	82%	2	
		Pekon	7	13,445	36%	8%	2%	2	
		Dawei	2	349	100%	100%	0%	1	
		Launglon	3	1,030	41%	100%	0%	1	
		Palaw	3	1,091	100%	100%	100%	1	
	Village	Thayetchaung	1	1	100%	100%	0%	1	
		Yebyu	1	100	100%	100%	0%	1	
	Newly IDPs Total			224	180,090	40%	74%	40%	-
	Village	Mon	Bilin	15	8,647	100%	100%	8%	2
		Thaton	2	445	100%	100%	93%	1	
	Bago (East)	Taungoo	7	23,835	33%	7%	7%	2	
		Kayin	Hlaingbwe	3	1,809	61%	100%	0%	2
	Kayah	Hpa-An	12	6,815	0%	100%	0%	1	
		Kawkareik	7	1,084	100%	100%	80%	1	
	Shan (South)	Pekon	2	500	100%	100%	0%	1	
Pekon		2	500	100%	100%	0%	1		
Village Total			48	43,135	46%	49%	8%	-	
Grand Total			306	229,291	43%	70%	35%	-	

Q3 Humanitarian Response Plan achievement

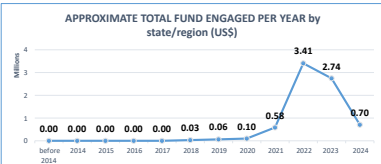
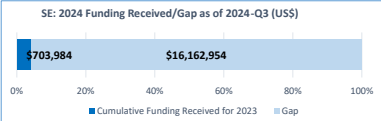
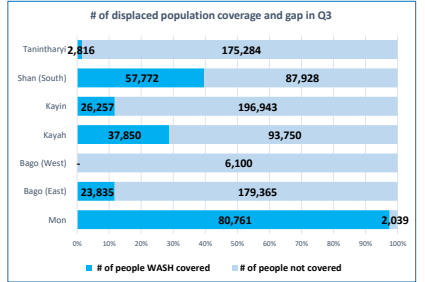


Supported by WASH actors in Q3_2024

State/Region	Township	# of Water filter distributed (communal or HH level)	# Jerry Cans/Water Buckets	Menstrual Hygiene Management kits	# Hygiene kits distributed (Full and refill included)	# of People received Menstrual Hygiene Promotion awareness	# of HP sessions	# of People received Hygiene Promotion awareness
Mon	Bilin	-	-	-	1,150	-	20	1,801
	Kyaikmaraw	-	-	-	-	-	-	600
	Paung	-	-	-	-	-	-	-
	Thaton	-	-	-	200	-	-	11
	Ye	-	-	-	-	-	-	220
Mon Total			-	-	1,350	-	31	2,621
Bago (East)	Taungoo	-	3,628	-	3,628	-	-	-
	Taungoo	-	3,628	-	3,628	-	-	-
Bago (East) Total			3,628	-	3,628	-	-	-
Kayah	Demoso	-	-	346	-	-	-	1,190
	Hpasawng	-	-	-	-	-	-	500
	Hpruso	-	-	715	-	-	-	358
	Lolkaw	-	-	185	-	-	-	92
	Mese	-	-	-	-	-	-	70
Kayah Total	Shadaw	-	-	-	-	-	-	113
	Shadaw	-	-	-	-	-	-	113
	Hlaingbwe	-	-	420	-	-	-	3,394
	Hpa-An	-	-	1,363	-	-	-	-
	Kawkareik	-	-	260	-	-	8	128
Kayin	Kyainseikgyi	-	-	109	-	-	2	50
	Myawaddy	-	-	-	-	-	-	140
	Myawaddy	-	-	-	-	-	-	140
	Myawaddy	-	-	-	-	-	-	140
	Myawaddy	-	-	-	-	-	-	140
Kayin Total			-	-	2,152	-	10	3,712
Shan (South)	Kslaw	996	-	-	996	-	-	-
	Laihka	2,200	-	-	-	-	-	-
	Lollen	65	-	-	65	-	-	-
	Mawkmai	821	-	-	821	-	-	-
	Mongpan	996	-	-	-	-	-	-
	Nansang	759	-	-	759	-	-	-
	Nyaungshwe	3,000	-	-	338	-	-	-
	Pekon	591	-	-	-	-	10	2,128
	Pekon	591	-	-	-	-	-	2,128
	Shan (South) Total	8,837	-	-	3,570	-	10	2,128
Tanintharyi	Dawei	-	-	-	-	-	-	-
	Launglon	128	-	-	-	-	-	-
	Palaw	-	-	-	-	-	-	-
	Thayetchaung	-	-	-	-	-	-	-
	Yebyu	-	-	-	-	-	-	-
Tanintharyi Total			128	-	-	-	-	-
Grand Total			128	12,465	-	11,946	51	10,784



State/Region	UNHCR Current IDPs (as of 4th November 2024)	# of WASH Responded Agency	# Covered Site/Villages	# of people WASH covered	% of coverage
Mon	82,800	4	53	80,761	98%
Bago (East)	203,200	2	7	23,835	12%
Bago (West)	6,100	-	-	-	100%
Kayah	131,600	4	51	37,850	29%
Shan (South)	223,200	6	59	26,257	12%
Tanintharyi	145,700	4	126	57,772	40%
Tanintharyi	178,100	1	10	2,816	2%
Grand Total	970,700	21	306	229,291	24%



DONORS: LIFT, MHF, UNICEF, CDCS

