

MARKET PRICE REPORT – RAKHINE STATE (JUNE 2021)

Mercy Corps - Market Analysis Unit

July 30th, 2021

As part of Mercy Corps' cash and voucher assistance programs, the MAU tracks market prices in Central and Northern Rakhine State and Chin State. This monthly report summarizes prices for goods based on data from three vendors per product per market. June data were gathered on June 25-30 in Kyauktaw, Maungdaw, Minbya, Mrauk U, Paletwa, Pauktaw, Ponnagyun, Rathedaung and Sittwe Townships. Prices for March - May 2021 are provided for comparison.

Highlights: June 2021

- **Prices for cheaper rice rose by roughly 5-15% in five of eight markets in June**, and prices for higher-quality rice rose 10% or more in four townships;
- **Palm oil prices were largely stable for the first time since January**, with additional increases only in Paletwa and Ponnagyun Townships;
- **Vegetable prices for green chili, eggplant and long bean rose greatly in June** as monsoon-season imports replaced cheaper local supply;
- **Prices for shrimp and fresh fish fell in June**, but meat prices were otherwise stable;
- **Detergent and toothpaste rose by 15-20% in half of all markets in June**, although prices for other hygiene products were fairly stable;
- **Paletwa as usual saw higher prices than elsewhere for NFIs**, while Pauktaw and Mrauk U saw somewhat lower prices;
- **Kyauktaw and Paletwa saw generally-rising prices in June**, while prices in Sittwe and Minbya were particularly stable and other townships showed varying degrees of fluctuation.

Table 1. Essential Food Prices, by Township: June 2021 (MMK)

Product	Kyauktaw	Maungdaw	Minbya	Mrauk U	Paletwa	Pauktaw	Ponnagyun	Rathedaung	Sittwe
Better Rice (1 kg)	900	1,100	900	900	1,400	950	1,000	1,400	900
Cheaper Rice (1 kg)	700	800	700	700	800	600	800	1,000	700
Palm Oil (1 liter)	2,600	2,700	2,800	2,700	3,000	2,800	3,200	2,600	2,700
Pulse (1 viss)	3,000	2,450	3,000	2,500	3,000	2,500	2,600	2,500	2,500
Salt (500 g)	200	250	150	300	300	200	250	150	150

I. Price Stability in June

Essential Food Items – Half of all markets saw rising prices for both high- and low-quality rice in June, although palm oil prices began to level off and other essential foods remained stable. Low-quality rice rose by about 5-15% in five of eight markets monitored in June, while four markets saw high-quality rice prices rise by 10% or more. On the other hand, the upward trajectory of palm oil which began in February flattened in June (although prices still rose in Paletwa and Ponnagyun). Prices for pulses were very stable and salt prices showed no clear trend. At a township-level, Ponnagyun Township stood out for larger price increases.

Vegetables – Vegetable prices were on the rise in June—particularly for green chili, eggplant and long bean—as pricey regional imports replaced diminished local supply. Green chili, long bean, eggplant and onion all saw rising prices in June. Prices for these goods increased dramatically and even doubled in some cases as retailers began supplying more

expensive produce sourced from other townships. At the same time, watercress prices fell moderately in many markets, and garlic prices were largely stable.

Meat and Fish – Prices for meat and fish were generally stable in June, although prices for shrimp and fresh fish fell moderately in some markets. Prices for shrimp and fresh fish fell by 5-15% in half of all markets while holding fairly stable elsewhere. Chicken and dried fish were largely stable in June, although there were isolated cases of price fluctuation which retailers attributed to challenges sourcing goods (e.g., supply, transportation).

Hygiene Products – Detergent and toothpaste prices rose in June, and Paletwa and Ponnagyun saw larger increases in the price of hygiene products. Half of all markets saw a 15-20% increase in the price of toothpaste and detergent in June, although prices were mostly stable elsewhere. At a township-level, Paletwa and Ponnagyun (and to some extent Minbya) stood out for more dramatic price increases for hygiene products.

Other NFIs – Prices for non-food items (NFIs) were again very stable in June, although there was some fluctuation in prices for items like mosquito nets and towels. Prices for mosquito nets rose or fell by 10-20% in many markets in June, and towel prices shifted as well. However, in general NFI prices were stable in June.

II. Price Differences by Market (June)

Essential Food Items – Essential food prices were similar across townships again in June, although rice prices were elevated in Maungdaw, Paletwa and Rathedaung Townships. Better rice and cheaper rice sold for 900-1,000 MMK/kg and 700-800 MMK/kg, respectively. According to retailers, some price increases were due to conflict-related transportation interruptions (Paletwa) and unavailability of products meeting specification (Rathedaung). Salt generally sold for 150-300 MMK/500g, while pulses sold for 2,500-3,000 MMK/viss. Palm oil sold for 2,600-2,800 MMK/liter in most markets and 3,000-3,200 MMK/liter in Paletwa and Ponnagyun.

Vegetables – Vegetable prices were variable as usual in June, particularly green chili which generally sees reduced local supply during monsoon season. Green chili sold for 1,500-3,500 MMK/viss in most markets, although it was 5,000 MMK/viss in Paletwa and 7,000 MMK/viss in Maungdaw. Notwithstanding several outliers, long bean generally sold for 1,200-2,000 MMK/viss and eggplant sold for 1,000-2,000 MMK/viss. Onion and garlic were as usual the least variable of the bunch, at 700-1,000 MMK/viss and 3,000-4,500 MMK/viss, respectively.

Hygiene Products – Paletwa saw higher prices for hygiene produces than other townships in June, but otherwise prices were similar across townships. Toothpaste sold for 800-1,000 MMK/150g, while soap typically sold for 300-400 MMK/60g. Detergent sold for around 650-850 MMK/400g in most markets. Sanitary pads again sold for 500-600 MMK/10pc, although they were 700-800 MMK/10pc in Kyauktaw and Paletwa Townships.

Meat and Fish – Shrimp prices varied by market in June, but prices for other meat and fish products were mostly alike. Shrimp prices varied in the range of 3,500-7,000 MMK/viss, although this was less dramatic than in May. Fresh fish typically sold for 10,000-12,000 MMK/viss (with outliers in Kyauktaw and Ponnagyun), while dried fish sold for 6,000-7,500 MMK/viss in most markets and 4,500 MMK/viss in Sittwe Township. Chicken was expensive in Rathedaung Township (13,000 MMK/viss) due to supply interruptions from Sittwe, but it sold for 7,000-9,000 MMK/viss in most other markets.

Non-Food Items – NFI prices in Pauktaw and Mrauk U were often lower than other townships in June, and prices in Peletwa Township were often higher. Prices for charcoal, tarps, mosquito nets and towels were most variable across townships in June, while other goods varied little. Outliers included higher prices for mosquito nets (Sittwe and Paletwa) and tarps (Minbya, Paletwa and Rathedaung) and towels (Paletwa, Ponnagyun and Rathedaung). NFIs in Pauktaw and Mrauk U were generally cheaper than elsewhere in June.

III. Market Price Tables and Charts

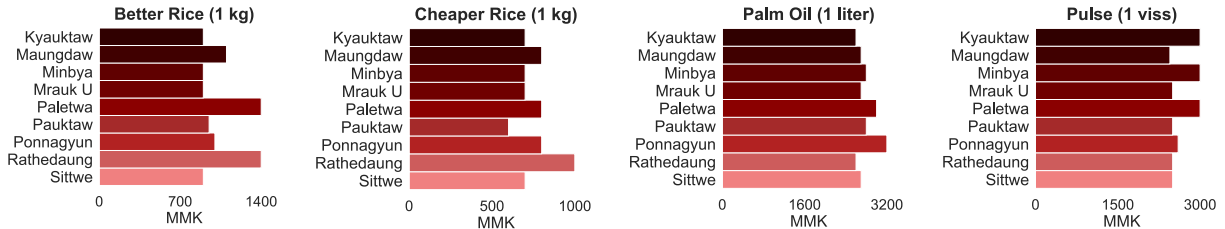
Table 2. June Market Prices (by Township)

Product	Kyauktaw	Maungdaw	Minbya	Mrauk U	Paletwa	Pauktaw	Ponnagyun	Rathedaung	Sittwe
Better Rice (1 kg)	900	1,100	900	900	1,400	950	1,000	1,400	900
Cheaper Rice (1 kg)	700	800	700	700	800	600	800	1,000	700
Palm Oil (1 liter)	2,600	2,700	2,800	2,700	3,000	2,800	3,200	2,600	2,700
Pulse (1 viss)	3,000	2,450	3,000	2,500	3,000	2,500	2,600	2,500	2,500
Salt (500 g)	200	250	150	300	300	200	250	150	150
Garlic (1 viss)	3,000	3,800	3,000	4,000	4,500	3,600	3,200	2,500	3,500
Onion (1 viss)	900	700	800	800	1,000	700	800	800	800
Eggplant (1 viss)	1,500	-	1,700	1,200	-	1,000	1,900	2,000	1,700
Long Bean (1 viss)	1,500	3,500	1,600	1,200	-	2,000	1,800	2,000	2,000
Watercress (1 viss)	1,000	1,000	1,000	1,000	1,500	1,500	550	1,000	1,500
Green Chili (1 viss)	1,500	7,000	-	1,500	5,000	1,500	1,900	3,500	1,500
Toothpaste (140 g)	800	800	850	1,000	1,000	900	1,000	900	1,000
Detergent (400 g)	700	700	800	850	850	625	850	650	700
Soap (60 g)	300	350	400	400	600	300	400	300	400
Sanitary Pad (10 pc)	700	500	600	500	800	600	600	500	500
Shrimp (1 viss)	6,000	5,000	7,000	3,500	-	3,500	4,500	6,000	7,000
Fresh Fish (1 viss)	9,000	12,000	12,000	11,000	-	10,000	14,500	12,000	10,000
Dried Fish (1 viss)	6,500	6,000	7,000	6,000	7,500	6,000	6,200	7,000	4,500
Chicken (1 viss)	9,000	10,000	7,000	8,000	-	9,000	8,500	13,000	7,000
Charcoal (1 viss)	500	1,000	600	550	-	500	700	-	500
Cooking Pot (4 cans)	3,500	3,500	3,000	2,500	3,000	2,500	2,600	3,000	3,000
Blanket	4,500	5,000	5,500	6,000	5,000	4,000	4,500	3,500	4,500
Mosquito Net	2,500	2,500	2,800	1,500	4,500	1,800	2,500	2,000	3,500
Plastic Tarpaulin	3,600	4,000	6,000	4,000	5,200	2,800	3,600	6,500	4,000
Men's Longyi	4,000	4,000	4,500	3,500	4,500	3,500	4,500	4,000	4,000
Women's Longyi	3,500	4,000	4,000	3,500	4,000	4,000	3,500	3,000	4,000
Umbrella	3,600	3,500	4,000	4,350	4,500	4,000	4,500	4,000	4,000
Towel	1,300	1,200	1,800	1,500	3,000	1,500	2,600	2,500	2,000

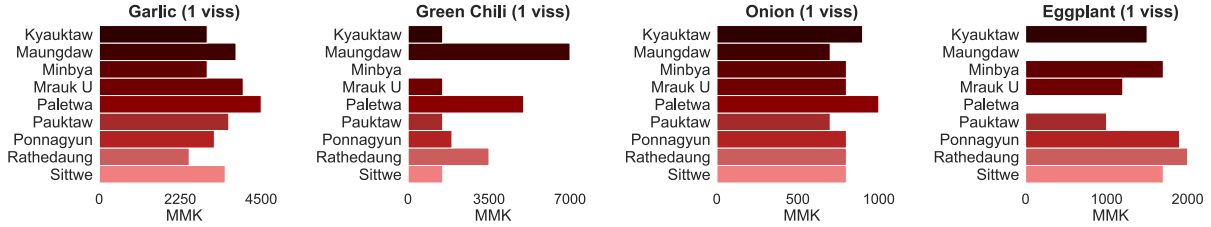
*Dashes indicate products that were unavailable at specification.

Charts 1-24. June Market Prices (by Category and Township)

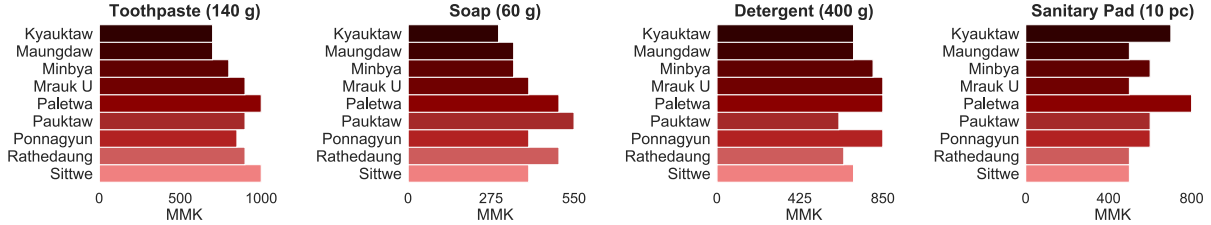
Essential Food Items



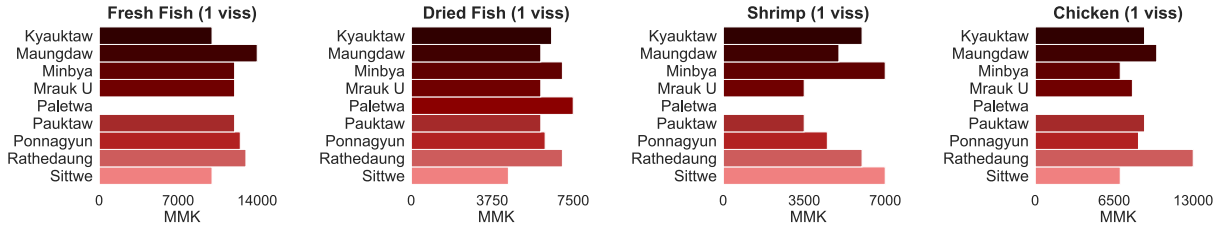
Vegetables



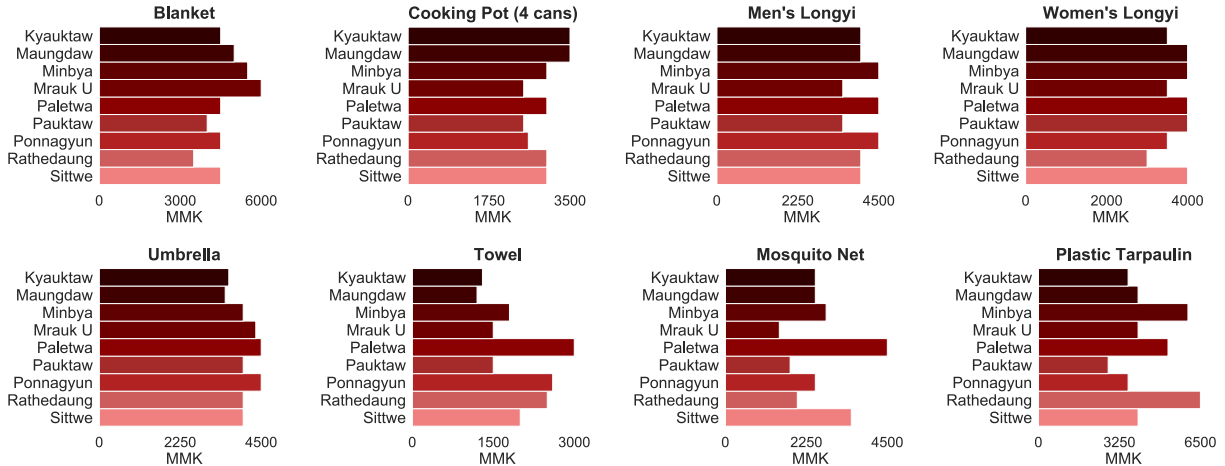
Hygiene Products



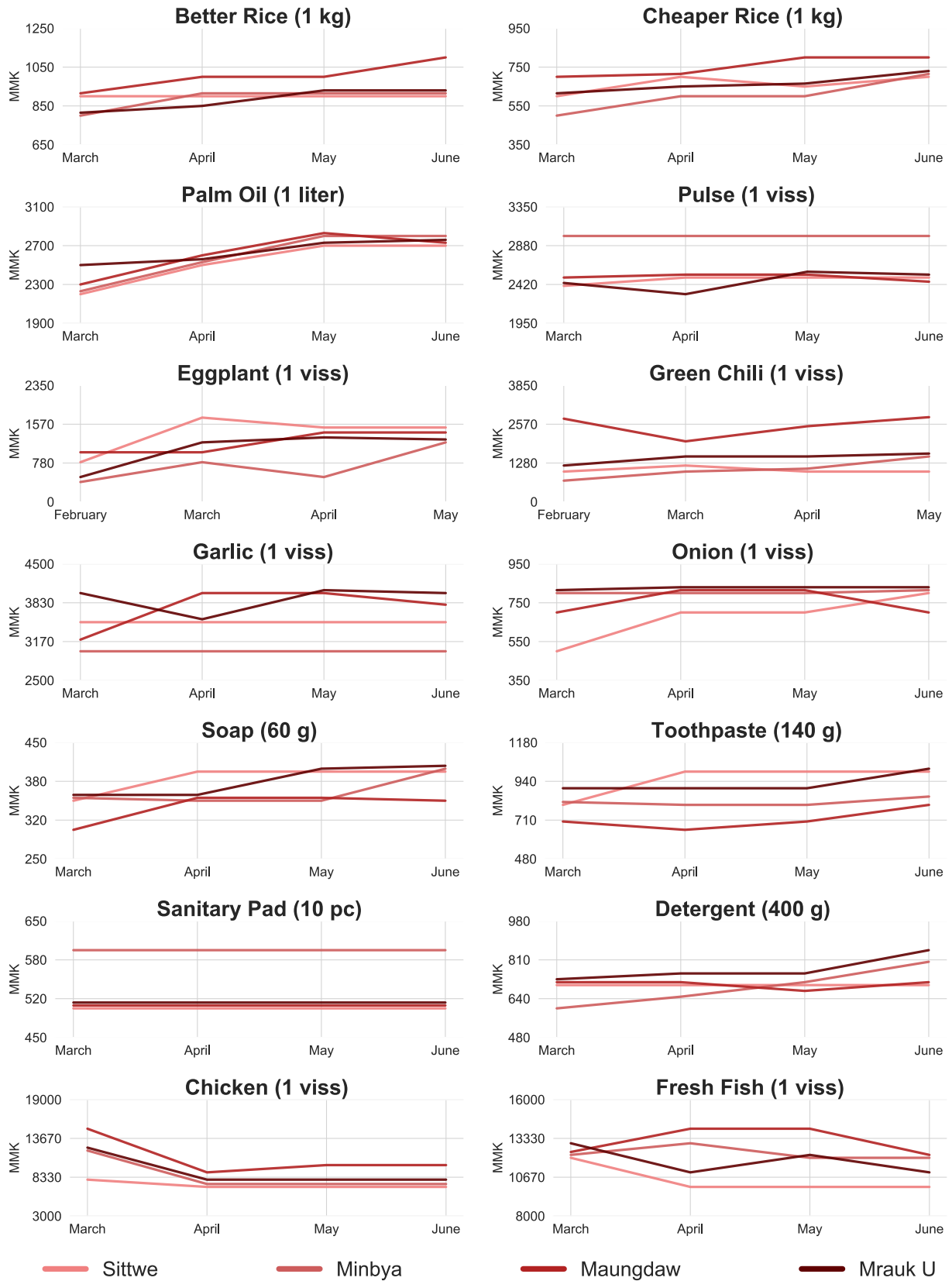
Meat / Fish



Other Non-Food Items



Charts 25-38. Change in Price for Selected Products (Mar. 2021 - June 2021)



Mercy Corps' Market Analysis Unit (MAU)

The Market Analysis Unit provides development practitioners, policymakers and private sector actors in Rakhine State with data and analysis to better understand the present and potential impacts of Covid-19, conflict and other crises on:

- **Household purchasing power**, including coping mechanisms, safety nets and access to basic needs;
- **Supply chains**, including trade, cross-border dynamics and market functionality (particularly as it relates to food systems);
- **Financial services**, including financial services providers, household and business access to finance and remittances; and
- **Labor markets** (formal and informal), with a focus on agricultural labor and low-wage sectors (e.g. construction, food service).

CONTACT

Jonathan Bartolozzi

Director of Programs

jbartolozzi@mercycorps.org

Jonathan Keesecker

Market Analysis Unit Team Leader

jonathan.keesecker@fulbrightmail.org

4th and 5th floor of Rangoun Business Center,
No. (97), West Shwe Gon Daing Road, Bahan Township,
Yangon, Myanmar.

mercycorps.org

ACKNOWLEDGEMENTS

Jonathan Keesecker, Kyaw Min Oo and Moh Kyaw contributed to the design, analysis, writing and data visuals of this report.